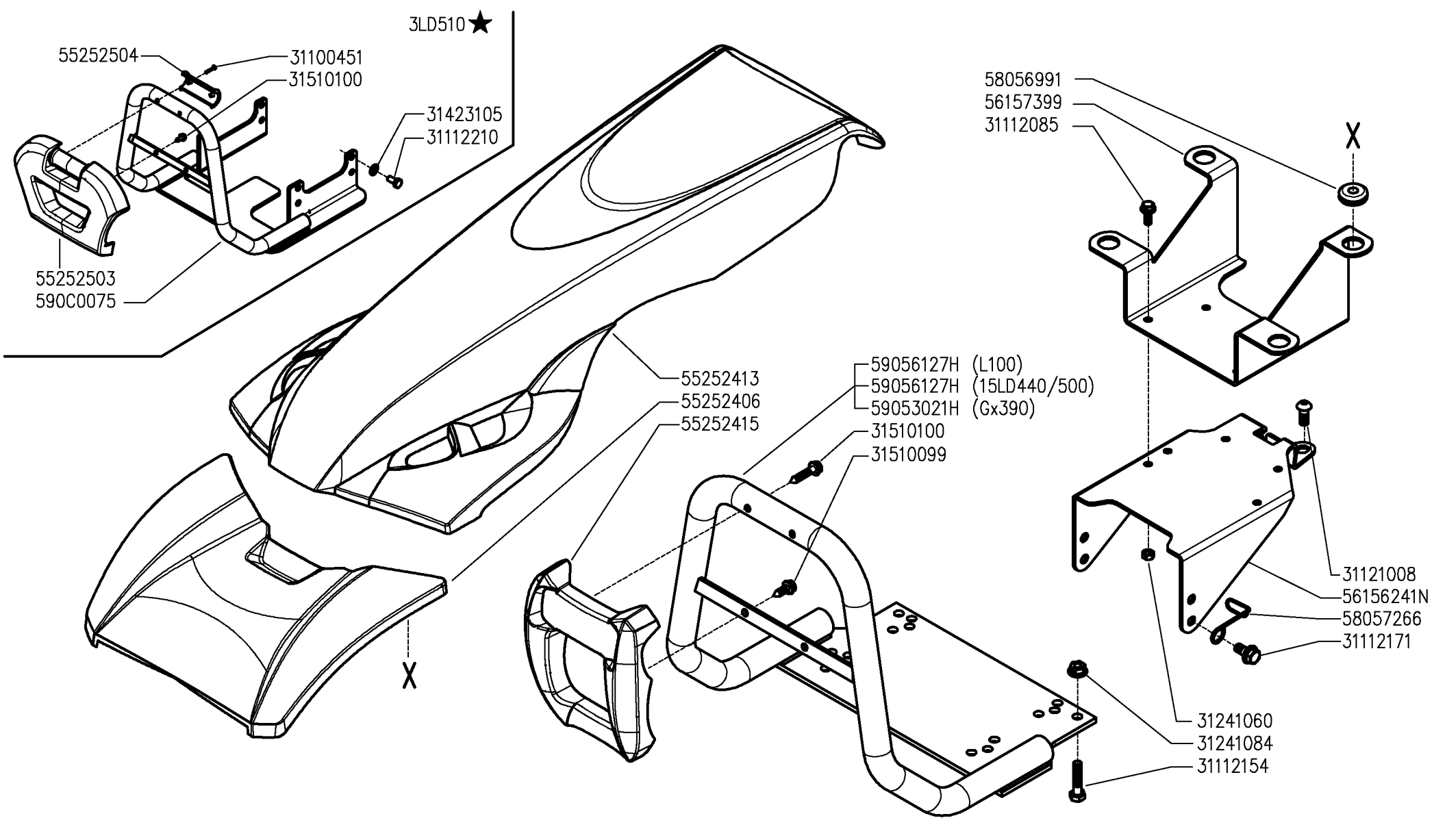


Code	Description	Notes
A02_1_77305	ENGINE PROTECTIONS	
A.02.01.A0003_02	ENGINE PROTECTIONS	
A.02.01.A0003_03	ENGINE PROTECTIONS	
B01_2_77329	POWERSAFE CLUCH CONTROL	
B.01.01.A0001_03	POWERSAFE CLUCH CONTROL	
B.01.01.A0001_04	POWERSAFE CLUCH CONTROL	
B.01.01.A0001_05	POWERSAFE CLUCH CONTROL	
C01_1_72820	CYLINDER AND POWERSAFE CLUTCH	
C.01.01.A0001_02	CYLINDER AND POWERSAFE CLUTCH	
D01_1_77361	POWERSAFE FILTER UNIT	
D.01.01.A0001_02	POWERSAFE FILTER UNIT	
D.01.01.A0001_03	POWERSAFE FILTER UNIT	
E01_1_77371	POWERSAFE CLUTCH HUB	
E.01.01.A0001_02	POWERSAFE CLUTCH HUB	
E.01.01.A0001_03	MOZZI FRIZIONE POWERSAFE	
F01_1_77388	ENGINE FLANGES	
F.01.01.A0001_02	ENGINE FLANGES	
G03_0_77436	GEARBOX (360)	
G.03.01.A0003_01	GEAR BOX	
G04_0_77461	FARINGS (360)	
G.04.01.A0003_01	CARENATURE (360)	
H03_1_77469	GEARS	
H.03.02.A0003_02	GEARS	
H.03.02.A0003_03	GEARS	
H.03.02.A0003_04	GEARS (340-360)	
I04_1_77517	WHEELS AXLE	
I.04.01.A0001_02	WHEELS AXLE	
J03_1_77552	STEERING COLUMN	
J03_2_77555	STEERING COLUMN	
K03_1_77574	HANDLEBAR (340_346_360)	
L03_1_77607	HANDLEBAR CONTROLS	
L.03.01.A0003_02	HANDLEBAR CONTROLS	
M03_1_77650	CONTROLS (340_346_360)	
M.03.01.A0003_02	COMANDI (340_360)	

Code	Description	Notes
N02_1_77691	BRAKES	
N.02.01.A0003_02	BRAKES	
Q01_0_67569	ELECTRIC STARTER	
Q01_1_81859	ELECTRIC STARTER	
R01_0_67594	STICKERS	
R.02.01.A0003_02	STICKERS	
S.01.01.A0027_00	ENGINE COVER KIT	



300 serie PS
PowerSafe®

ENGINE PROTECTIONS
PROTECCIONES MOTOR

PROTEZIONI MOTORE
(340-346-360 ★)

PROTECCIONES MOTEUR
MOTORSCHUTZ

DALLA MACCHINA
DE LA MAQUINA
DE LA MAQUINA
FROM THE MACHINE
AB DER MASCHINE

★ N.

AGGIORNAMENTO
APLAZAMIENTO
MISE A JOUR
REVISION
ANPASSUNG

A02

11/2010

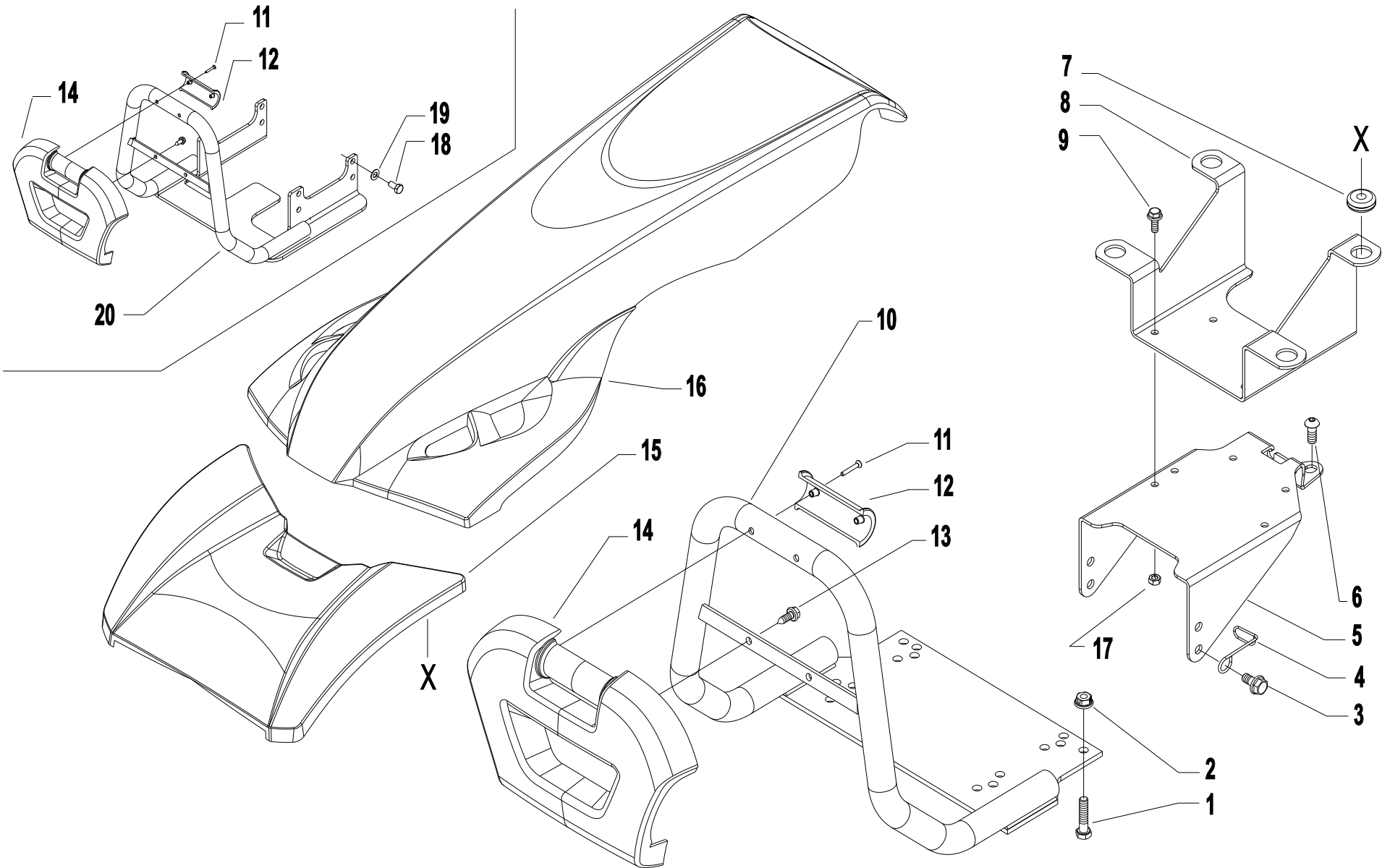
Rev.

1

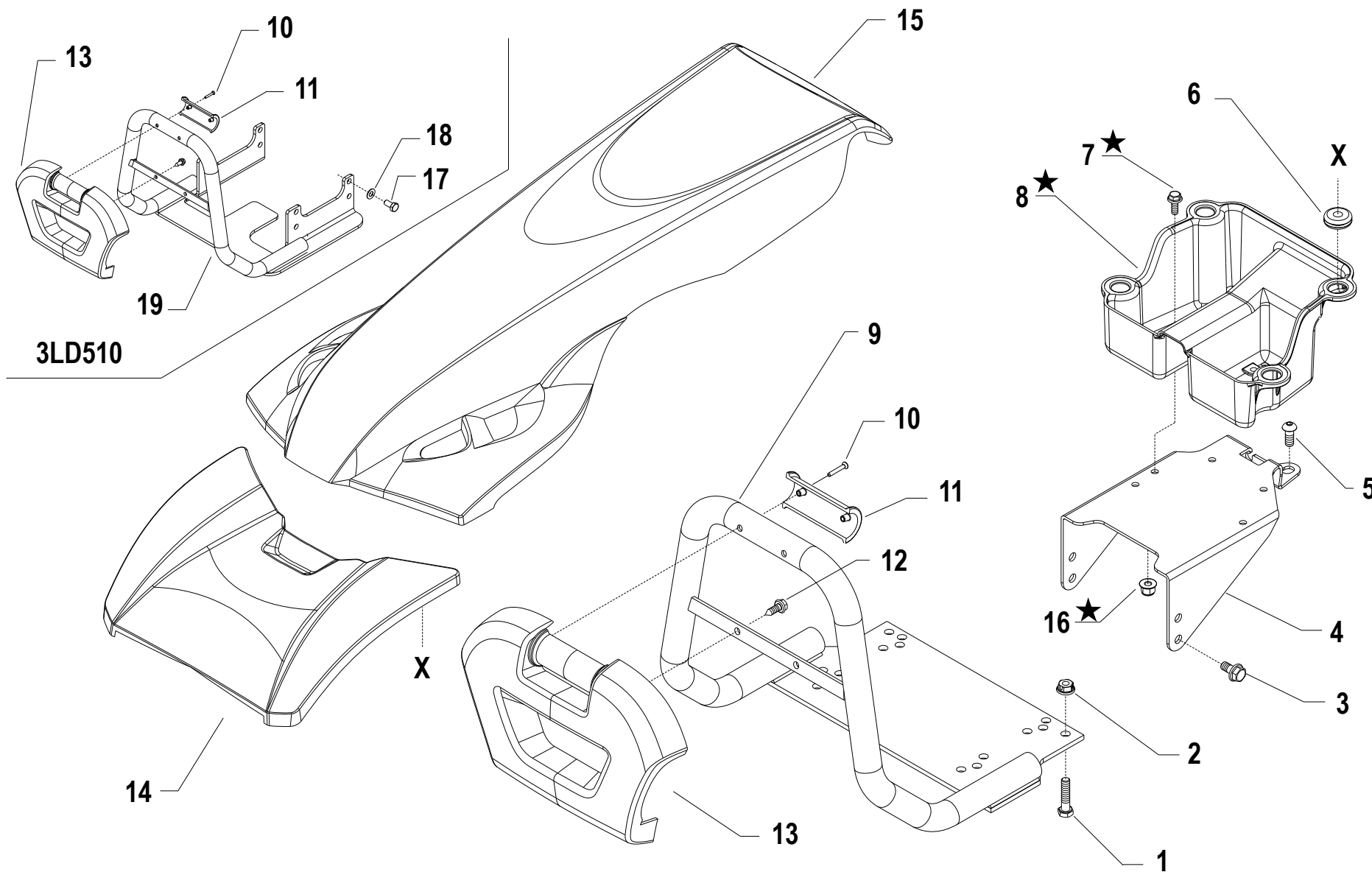
Pos.	Code	Q.ty	Description	Notes
31100451	31100451	1	SCREW 3,5X25	
31112085	31112085	1	SCREW TE M6X16 DIN 6921 8G	
31112154	31112154	1	SCREW TE M8X40 UNI 5739 8G	
31112171	31112171	1	SCREW TE C/F M8X16 DIN 6921	
31112210	31112210	1	SCREW TE M10X20 UNI 5739	
31121008	31121008	1	SCREW TBCEI M10X16 ISO 7380	
31241060	31241060	1	HEXAGON SELFLOCK NUT M6	
31241084	31241084	1	SELFLOCK NUT M8 6S	
31423105	31423105	1	SPRING WASHER 10,5	
31510099	31510099	1	RIBBED SCREW 6,3X38 UNI 6950	
31510100	31510100	1	RIBBED SCREW 6,3X19 UNI 6950	
55252406	55252406	1	GUARD	
55252413	55252413	1	GUARD	
55252415	55252415	1	GUARD	
55252503	55252503	1	FREGIO ANT.MC 2010 FERRARI	
55252504	55252504	1	HALF BEARING	
56157399	56157399	1	HOLDER	
58056991	58056991	1	CABLE GLAND 90/200/30	
58057266	58057266	1	HOLDER	
590C0075	590C0075	1	COMPLETE BUMPERS	
56156241	56156241N	1	TUNNEL	
59053021	59053021H	1	BUMPER C.15LD-ACT-GX ALUM.	
59056127	59056127H	1	BUMPER FOR 740	

ENGINE PROTECTIONS

SERIAL START A000857706

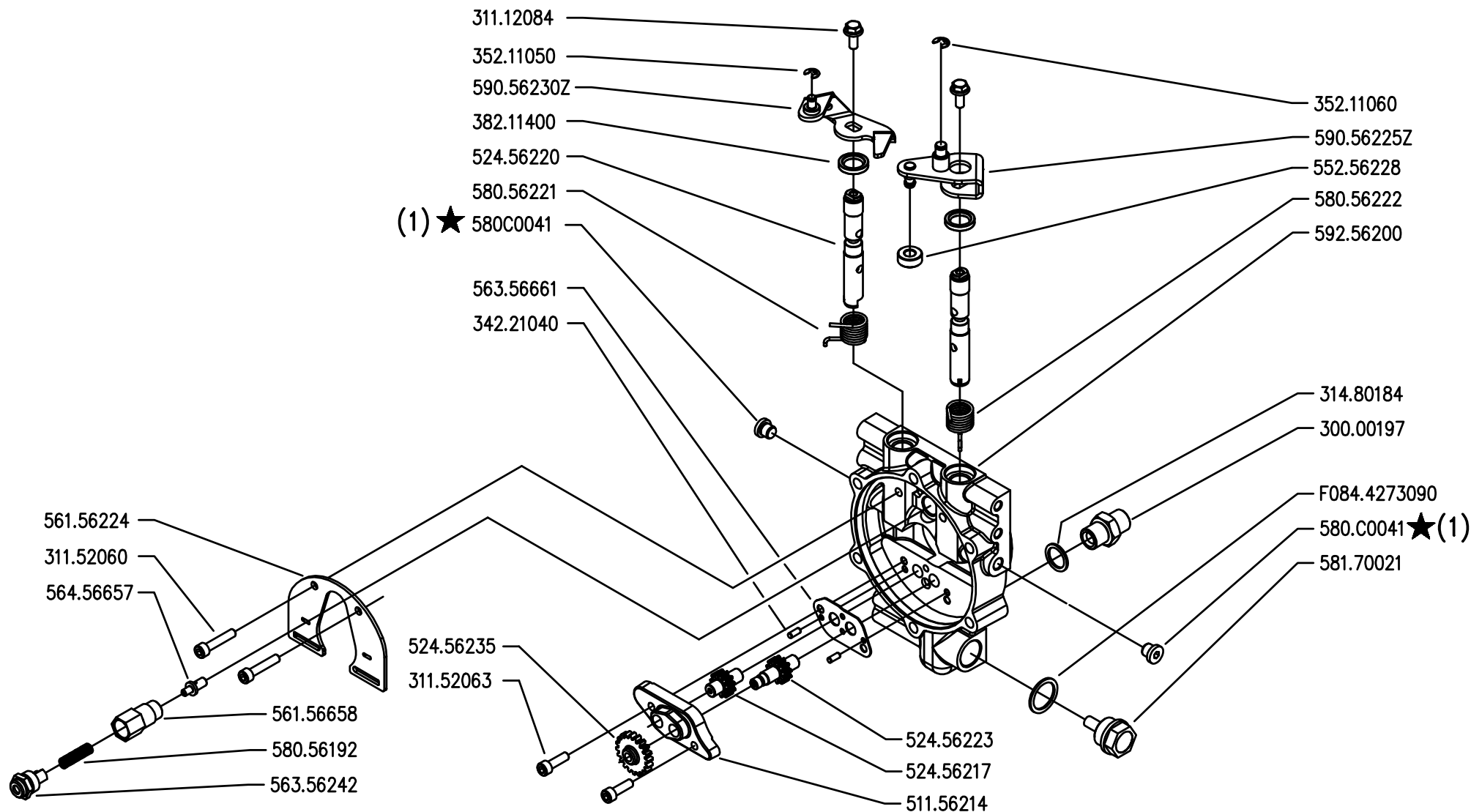


Pos.	Code	Q.ty	Description	Notes
1	31112154	1	SCREW TE M8X40 UNI 5739 8G	
2	31241084	1	SELFLOCK NUT M8 6S	
3	31112171	1	SCREW TE C/F M8X16 DIN 6921	
4	58057266	1	HOLDER	
5	56156241N	1	TUNNEL	
6	31121008	1	SCREW TBCEI M10X16 ISO 7380	
7	58056991	1	CABLE GLAND 90/200/30	
8	56157399	1	HOLDER	
9	31112085	1	SCREW TE M6X16 DIN 6921 8G	
10	59056127H	1	BUMPER FOR 740	For motors L100 - 15LD440 - 500
11	59053021H	1	BUMPER C.15LD-ACT-GX ALUM.	For the engine GX390
12	31100451	1	SCREW 3,5X25	Replaces 55252415
13	55252504	1	HALF BEARING	Replaces 55252415
14	31510100	1	RIBBED SCREW 6,3X19 UNI 6950	Replaces 55252415
15	55252503	1	FREGIO ANT.MC 2010 FERRARI	Replaces 55252415
16	55252406	1	GUARD	
17	55252413	1	GUARD	
19	31112210	1	SCREW TE M10X20 UNI 5739	
20	31423105	1	SPRING WASHER 10,5	
21	590C0065H	1	COMPLETE BUMPER	



i = info - stop 2 sec. ★ = new part

Pos.	Code	Q.ty	Description	Notes
1	31112154		SCREW TE M8X40 UNI 5739 8G	
2	31241084		SELFLOCK NUT M8 6S	
3	31112171		SCREW TE C/F M8X16 DIN 6921	
4	56156241N		TUNNEL	
5	31121008		SCREW TBCEI M10X16 ISO 7380	
6	58056991		CABLE GLAND 90/200/30	
7	31112081		SCREW TE C/F M6X20 DIN 6921 8G	
8	552C1001		COFANETTO SOST.CARENATURA	REPLACES 56157399
9	59053021H		BUMPER C.15LD-ACT-GX ALUM.	GX390
9	59056127H		BUMPER FOR 740	L100 - 15LD440 - 15LD500
10	31100451		SCREW 3,5X25	
11	55252504		HALF BEARING	
12	31510100		RIBBED SCREW 6,3X19 UNI 6950	
13	55252503		FREGIO ANT.MC 2010 FERRARI	
14	55252406		GUARD	
15	55252413		GUARD	
16	31241066		SELFLOCK M6 FL NY DIN 6926	
17	31112210		SCREW TE M10X20 UNI 5739	
18	31423105		SPRING WASHER 10,5	
19	590C0065H		COMPLETE BUMPER	



(1) sostituisce (580.56798Z + 314.80180)



300 serie PS
PowerSafe®

COMANDO FRIZIONE POWERSAFE

POWERSAFE CLUTCH CONTROL
CONTROL EMBRAGUE POWERSAFE

CONTRÔLE EMBRAYAGE POWERSAFE
REGELUND POWERSAFE KUPPLUNG

DALLA MACCHINA
DE LA MAQUINA
DE LA MACHINA
FROM THE MACHINE
AB DER MASCHINE



N.

AGGIORNAMENTO
APLAZAMIENTO
MISE A JOUR
REVISION
ANPASSUNG

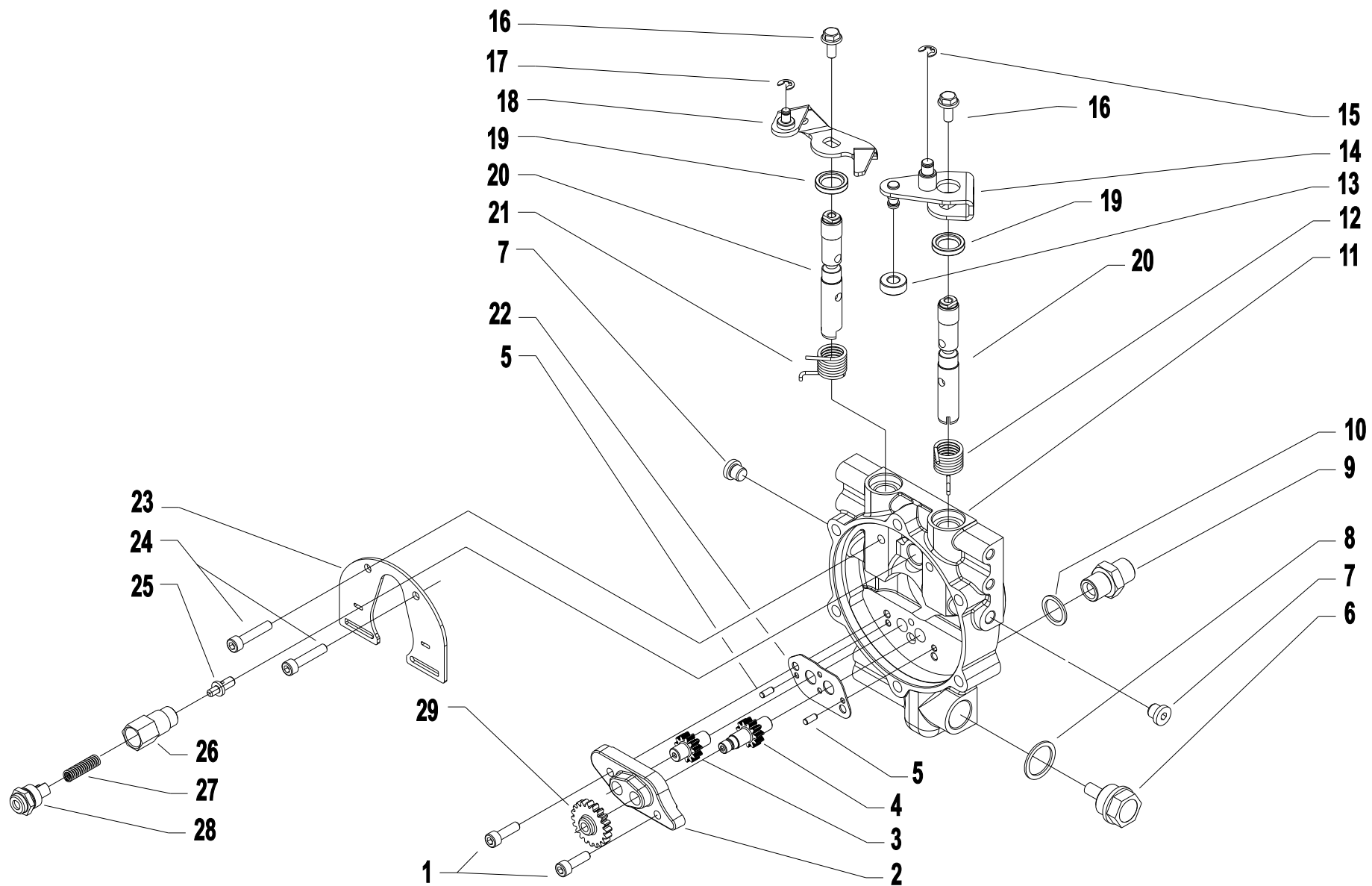
B01

Rev.

2

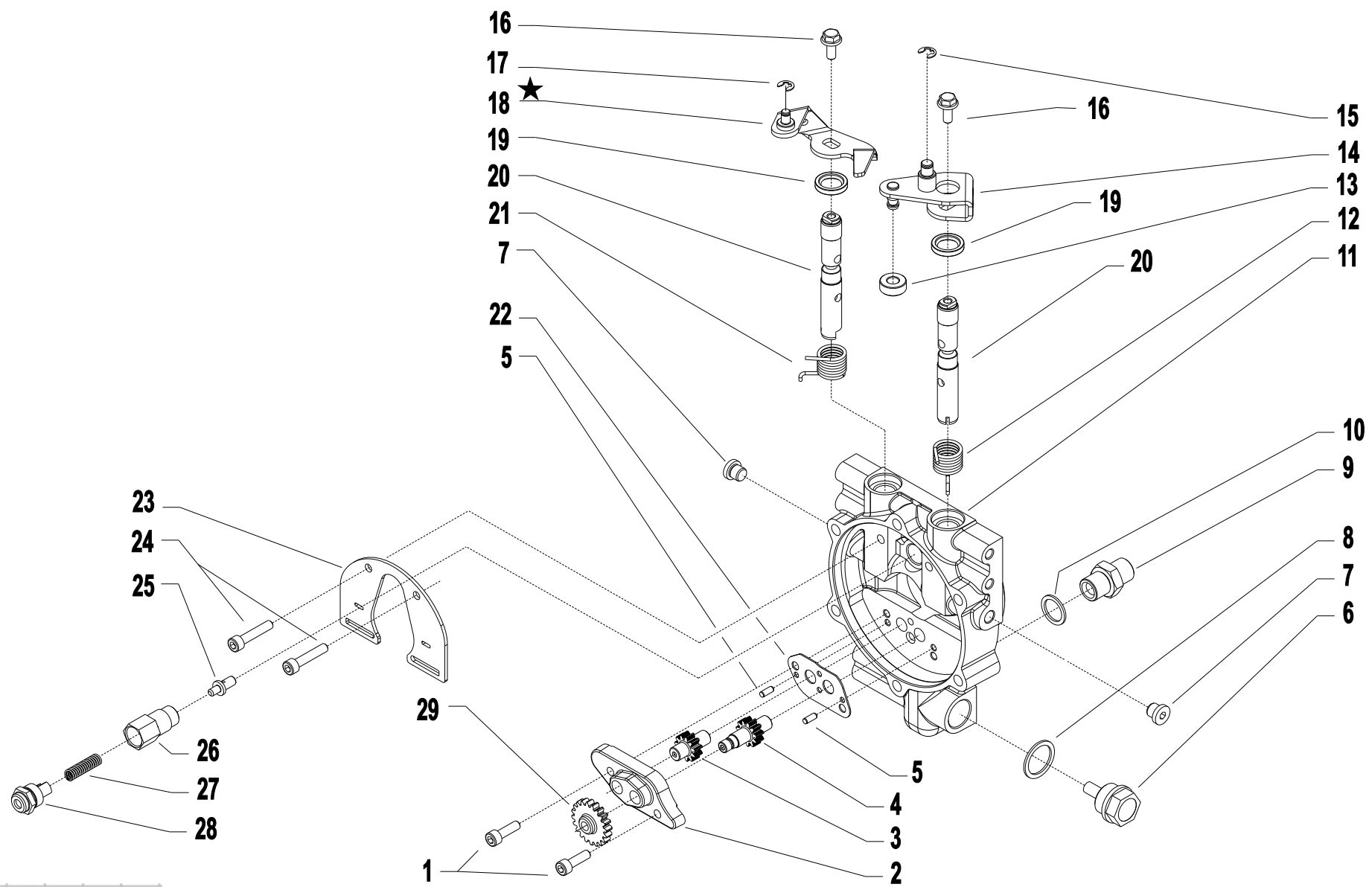
09/2010

Pos.	Code	Q.ty	Description	Notes
31112084	31112084	1	SCREW TE C/F M6X14 DIN 6921 8G	
31152060	31152060	1	SCREW TCEI M6X30 UNI 5931	
31152063	31152063	1	SCREW TCEI M6X20 UNI 5931	
31480184	31480184	1	COPPER WASHER 16,7x22/1,5	
34221040	34221040	1	CYLINDRICAL PLUG	
35211050	35211050	1	SEEGER RING E 5 UNI 7434	
35211060	35211060	1	SEEGER RING E 6 UNI 7434	
38211400	38211400	1	OIL SEAL 14X22X4	
51156214	51156214	1	COVER	
52456217	52456217	1	DRIVEN GEAR	
52456220	52456220	1	DISTRIBUTOR	
52456223	52456223	1	GEAR	
52456235	52456235	1	PUMP GEAR	
55256228	55256228	1	ROLLER	
56156224	56156224	1	SHIELD	
56156658	56156658	1	VALVE SEAT	
56356242	56356242	1	PLUG	
56356661	56356661	1	COUNTERWEIGHT	
56456657	56456657	1	VALVE	
58056192	58056192	1	SPRING	
58056221	58056221	1	SPRING	
58056222	58056222	1	SPRING	
580C0041	580C0041	1	PLUG	
58170021	58170021	1	PLUG	
59256200	59256200	1	CLUTCH FLANGE	
59056225	59056225Z	1	CLUTCH LEVER	
59056230	59056230Z	1	LEVER	
F0844273	F0844273090	1	GASKET 22X28X1,5 CU 99,5	



Pos.	Code	Q.ty	Description	Notes
1	31152063	1	SCREW TCEI M6X20 UNI 5931	
2	51156214	1	COVER	
3	52456217	1	DRIVEN GEAR	
4	52456223	1	GEAR	
5	34221040	1	CYLINDRICAL PLUG	
6	58170021	1	PLUG	
7	580C0041	1	PLUG	
8	F0844273090	1	GASKET 22X28X1,5 CU 99,5	
9	30000197	1	NIPPLE	
10	31480184	1	COPPER WASHER 16,7x22/1,5	
11	59256200	1	CLUTCH FLANGE	
12	58056222	1	SPRING	
13	55256228	1	ROLLER	
14	59056225Z	1	CLUTCH LEVER	
15	35211060	1	SEEGER RING E 6 UNI 7434	
16	31112084	1	SCREW TE C/F M6X14 DIN 6921 8G	
17	35211050	1	SEEGER RING E 5 UNI 7434	
18	59056298Z	1	LEVER	Replaces 59056230Z from serial 901289
19	38211400	1	OIL SEAL 14X22X4	
20	52456220	1	DISTRIBUTOR	
21	58056221	1	SPRING	
22	56356661	1	COUNTERWEIGHT	
23	56156224	1	SHIELD	
24	31152060	1	SCREW TCEI M6X30 UNI 5931	
25	56456657	1	VALVE	
26	56156658	1	VALVE SEAT	
27	58056683	1	SPRING	Replaces 58056192 from serial number 883609
28	56356242	1	PLUG	
29	52456235	1	PUMP GEAR	

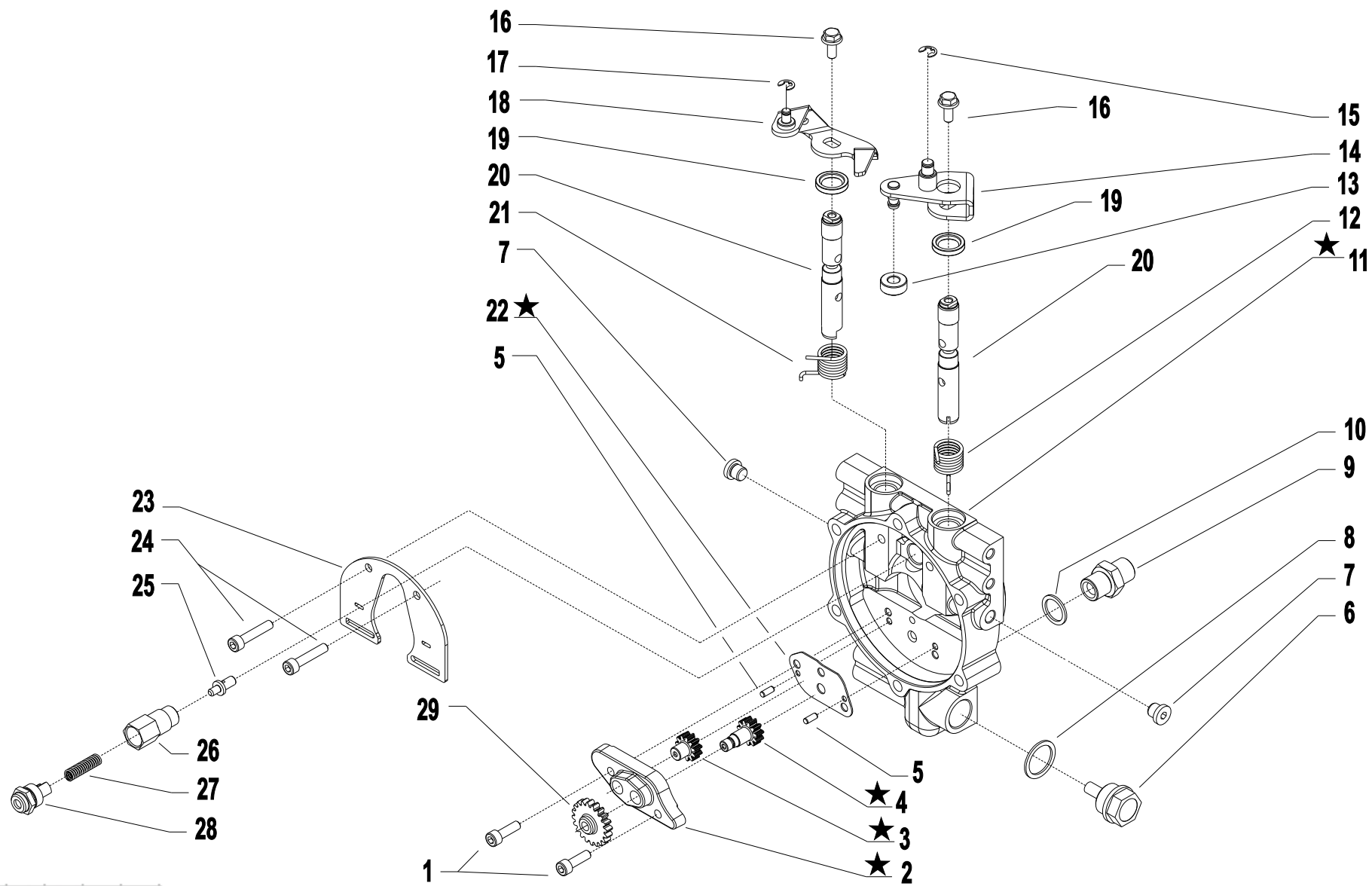
POWERSAFE CLUCH CONTROL



i = info - stop 2 sec. = new part

Pos.	Code	Q.ty	Description	Notes
1	31152063		SCREW TCEI M6X20 UNI 5931	
2	51156214		COVER	
3	52456217		DRIVEN GEAR	
4	52456223		GEAR	
5	34221040		CYLINDRICAL PLUG	
6	58170021		PLUG	
7	580C0041		PLUG	
8	F0844273090		GASKET 22X28X1,5 CU 99,5	
9	30000197		NIPPLE	
10	31480184		COPPER WASHER 16,7x22/1,5	
11	59256200		CLUTCH FLANGE	
12	58056222		SPRING	
13	55256228		ROLLER	
14	59056225Z		CLUTCH LEVER	
15	35211060		SEEGER RING E 6 UNI 7434	
16	31112084		SCREW TE C/F M6X14 DIN 6921 8G	
17	35211050		SEEGER RING E 5 UNI 7434	
18	59056748Z		LEVA STOP C.TA PS/14 ZNT	REPLACES 58056298Z
19	38211400		OIL SEAL 14X22X4	
20	52456220		DISTRIBUTOR	
21	58056221		SPRING	
22	56356661		COUNTERWEIGHT	
23	56156224		SHIELD	
24	31152060		SCREW TCEI M6X30 UNI 5931	
25	56456657		VALVE	
26	56156658		VALVE SEAT	
27	58056683		SPRING	Sostituisce 58056192 dalla matricola 883609
28	56356242		PLUG	
29	52456235		PUMP GEAR	

POWERSAFE CLUCH CONTROL



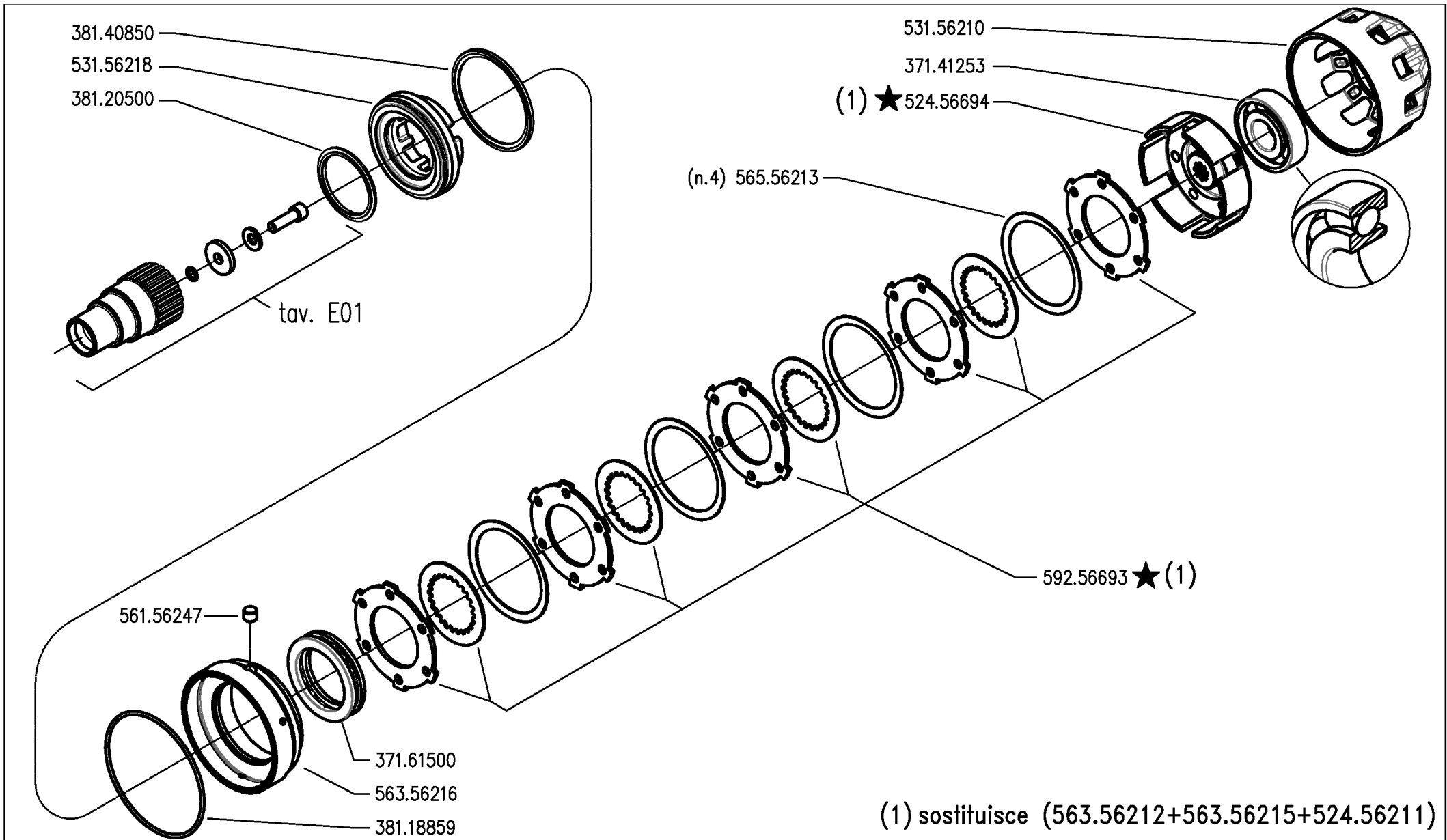
i = info - stop 2 sec. ★ = new part

Pos.	Code	Q.ty	Description	Notes
1	31152063		SCREW TCEI M6X20 UNI 5931	
2	56356364		PUMP COVER PS/14	REPLACE 51156214 + 52456217 + 52456223 + 56356661 +
3	52456371		PUMP GEAR PS/14	REPLACE 51156214 + 52456217 + 52456223 + 56356661 +
4	52456372		PUMP GEAR	REPLACE 51156214 + 52456217 + 52456223 + 56356661 +
5	34221040		CYLINDRICAL PLUG	
6	58170021		PLUG	
7	580C0041		PLUG	
8	F0844273090		GASKET 22X28X1,5 CU 99,5	
9	30000197		NIPPLE	
10	31480184		COPPER WASHER 16,7x22/1,5	
11	59256745		FLANGIA FRIZIONE CON P.I./PS/14	REPLACE 51156214 + 52456217 + 52456223 + 56356661 +
12	58056222		SPRING	
13	55256228		ROLLER	
14	59056225Z		CLUTCH LEVER	
15	35211060		SEEGER RING E 6 UNI 7434	
16	31112084		SCREW TE C/F M6X14 DIN 6921 8G	
17	35211050		SEEGER RING E 5 UNI 7434	
18	59056748Z		LEVA STOP C.TA PS/14 ZNT	
19	38211400		OIL SEAL 14X22X4	
20	52456220		DISTRIBUTOR	
21	58056221		SPRING	
22	56356747		PUMP RECEPTOR PS/14	REPLACE 51156214 + 52456217 + 52456223 + 56356661 +
23	56156224		SHIELD	
24	31152060		SCREW TCEI M6X30 UNI 5931	
25	56456657		VALVE	
26	56156658		VALVE SEAT	
27	58056683		SPRING	Sostituisce 58056192 dalla matricola 883609
28	56356242		PLUG	
29	52456235		PUMP GEAR	

SERIAL
START
A001005780

POWERSAFE CLUCH CONTROL

CODE REV
B.01.01.A0001_05



300 serie PS
PowerSafe®

CILINDRO E FRIZIONE POWERSAFE

CYLINDER AND POWERSAFE CLUTCH

CILINDRO Y EMBRAGUE POWERSAFE

CYLINDER ET EMBRAYAGE POWERSAFE

ZILINDER UND POWERSAFE KUPPLUNG

DALLA MACCHINA
DE LA MAQUINA
DE LA MACHINA
FROM THE MACHINE
AB DER MASCHINE

★ N.

852604

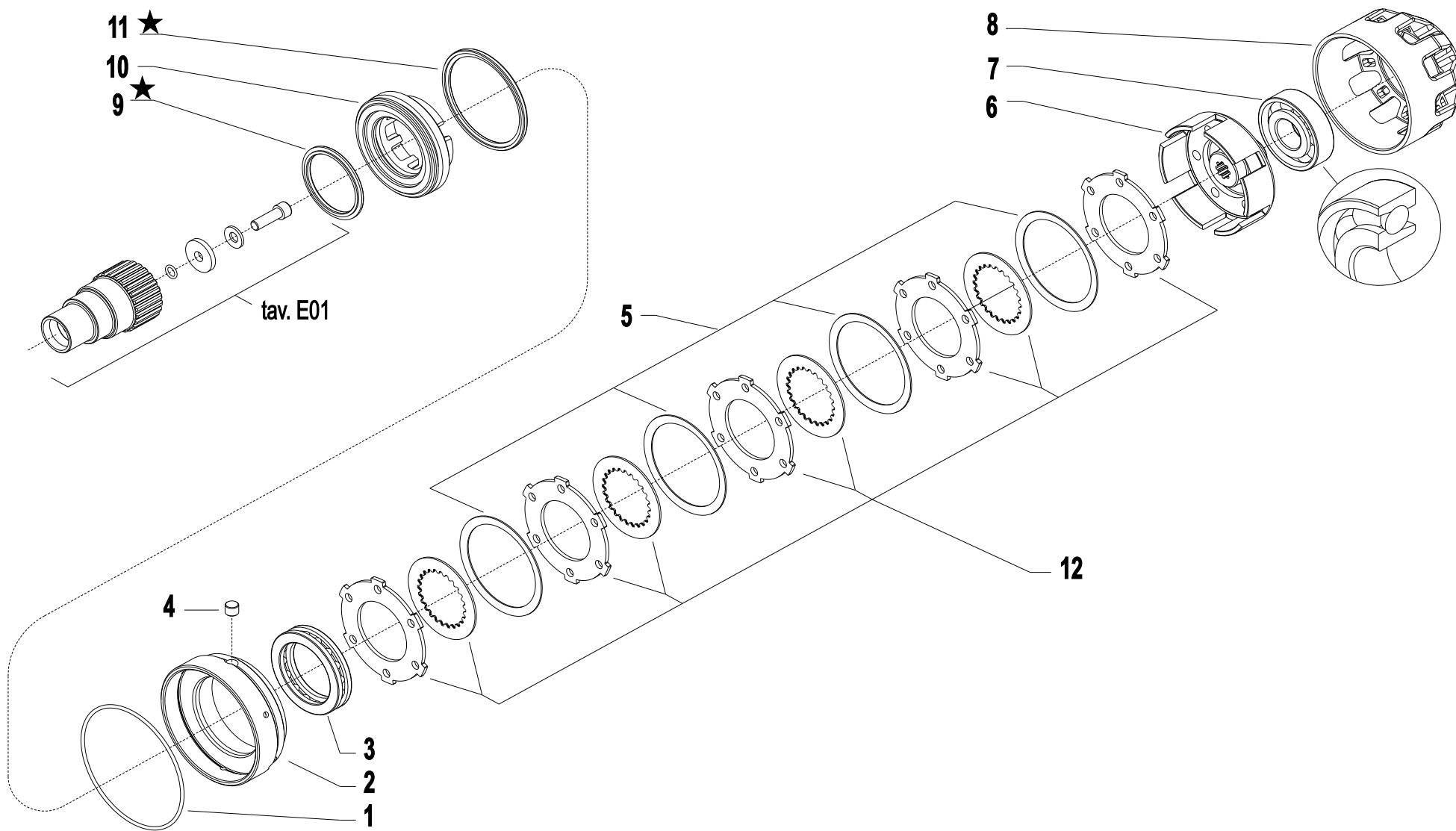
C01

04/2010

Rev.

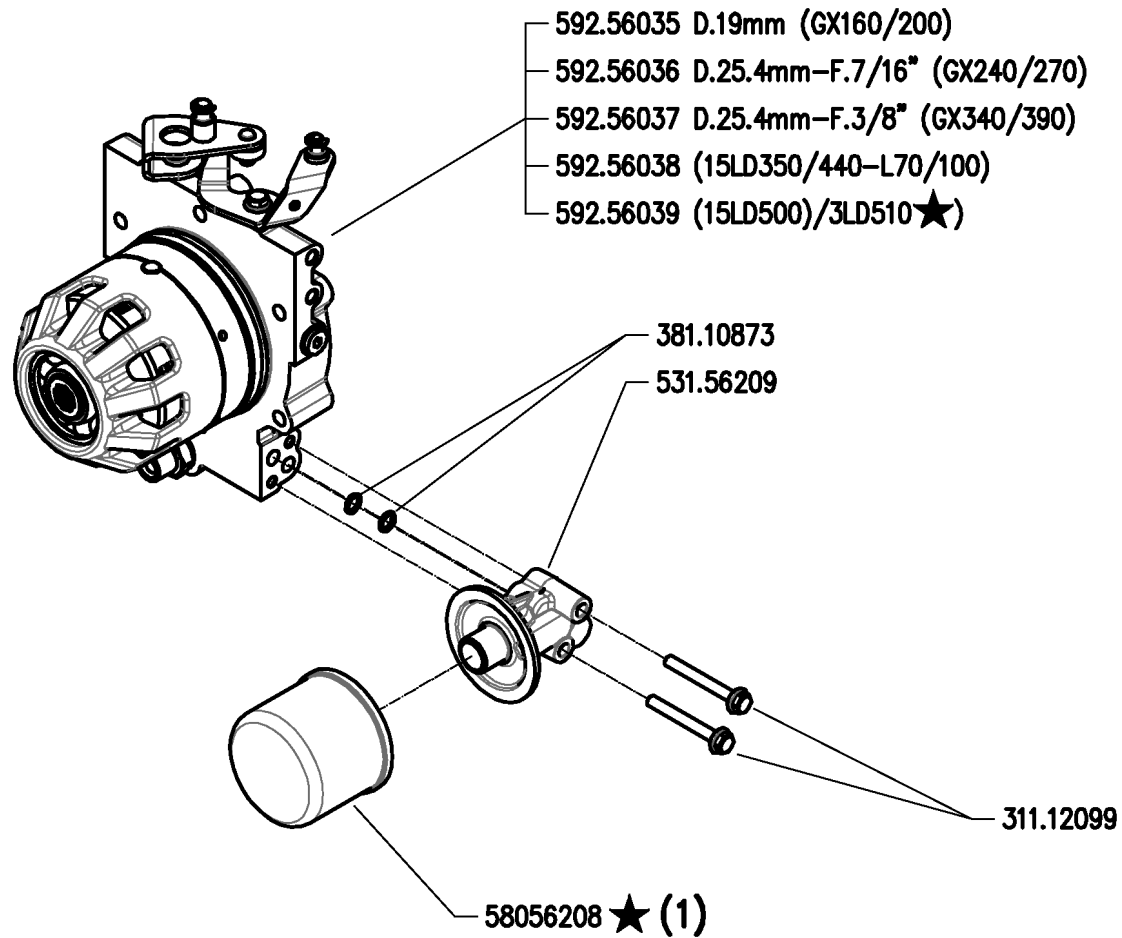
1

Pos.	Code	Q.ty	Description	Notes
37141253	37141253	1	BEARING 7305-BJP OBL 25x62x17	
37161500	37161500	1	BEARING 51110 (50X70X14)	
38118859	38118859	1	O-RING OR 3375 (94,92X2,62)	
38120500	38120500	1	RING I/GR-L 0500-A POLYPAC	
38140850	38140850	1	RING E/GR-L 0850-A POLYPAC	
52456694	52456694	1	FRICTION BELL	
53156210	53156210	1	SUMP	
53156218	53156218	1	PISTON	
56156247	56156247	1	PIN	
56356216	56356216	1	RING	
56556213	56556213	1	SPRING	
59256693	59256693	1	9 DISC CLUTCH	



i = info - stop 2 sec. ★ = new part

Pos.	Code	Q.ty	Description	Notes
1	38118859		O-RING OR 3375 (94,92X2,62)	
2	56356216		RING	
3	37161500		BEARING 51110 (50X70X14)	
4	56156247		PIN	
5	56556213		SPRING	n. 4
6	52456694		FRICITION BELL	Replaces 56356212 + 56356215 + 52456211
7	37141253		BEARING 7305-BJP OBL 25x62x17	
8	53156210		SUMP	
9	38120501		RING PTFE PRP 01A02-0500-A-32	REPLACE 38120500 + 38140850
10	53156218		PISTON	
11	38140851		RING PTFE PRP02A02-0850-A-32-N	REPLACE 38120500 + 38140850
12	59256693		9 DISC CLUTCH	Replaces 56356212 + 56356215 + 52456211



(1) sostituisce 580.56249



300 serie PS
PowerSafe®

GRUPPO E FILTRO POWERSAFE

POWERSAFE FILTER AND UNIT
FILTRO POWERSAFE

FILTRE POWERSAFE
POWERSAFE FILTER

DALLA MACCHINA
DE LA MAQUINA
DE LA MACHINA
FROM THE MACHINE
AB DER MASCHINE

★ N.

AGGIORNAMENTO
APLAZAMIENTO
MISE A JOUR
REVISION
ANPASSUNG

D01

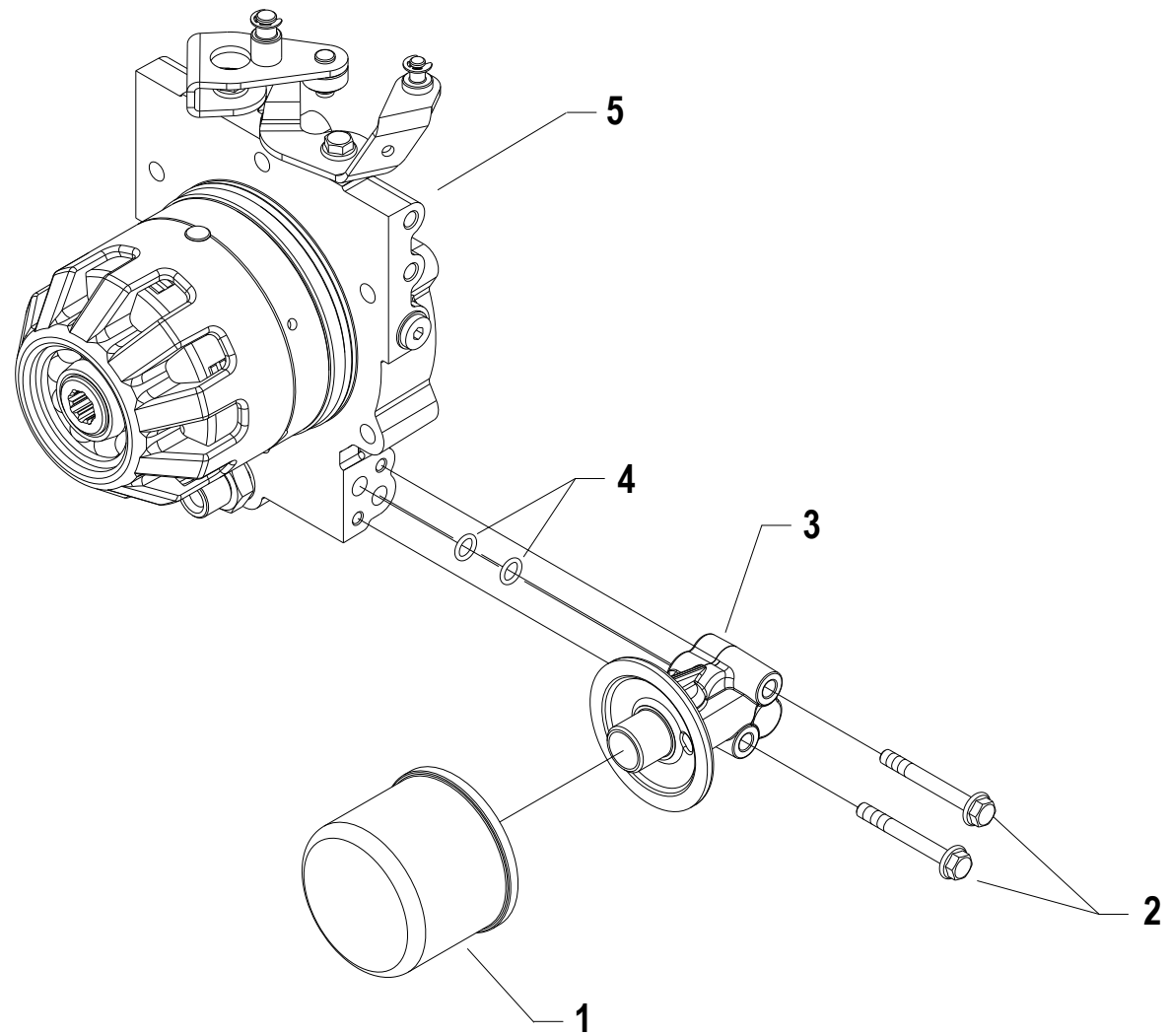
11/2010

Rev.

1

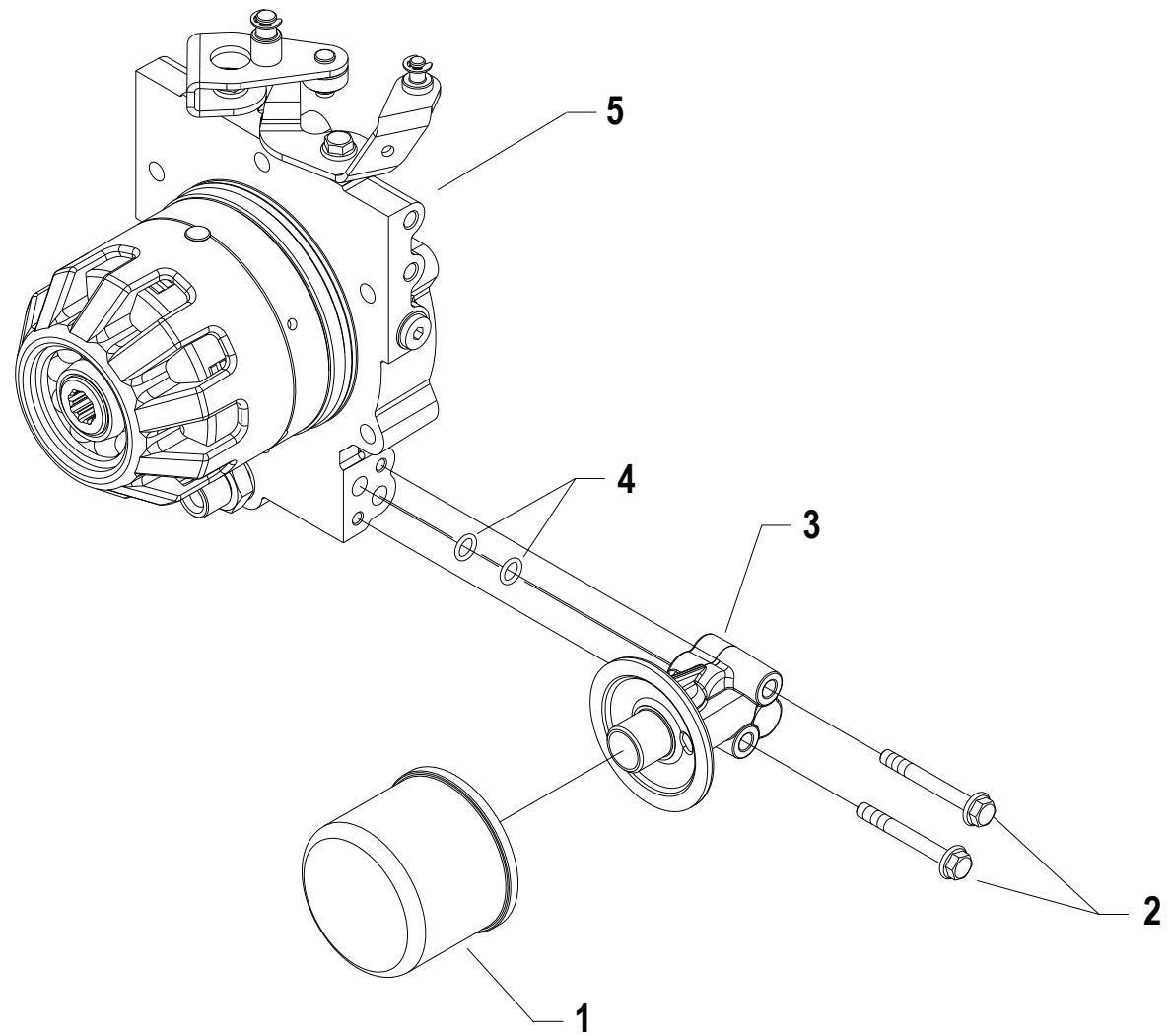
Pos.	Code	Q.ty	Description	Notes
31112099	31112099	1	SCREW TE C/F M6X50 DIN 6921 8G	
38110873	38110873	1	O-RING 108 (8,73X1,78)	
53156209	53156209	1	CONNECTION	
58056208	58056208	1	FILTER	
59256035	59256035	1	POWERSAFE CLUTCH ASSY Q19	
59256036	59256036	1	POWERSAFE CLUTCH	
59256037	59256037	1	CLUTCH FOR POWERSAFE Q25.4 (3/8)	
59256038	59256038	1	POWERSAFE CLUTCH	
59256039	59256039	1	POWERSAFE CLUTCH ASSY	

POWERSAFE FILTER UNIT

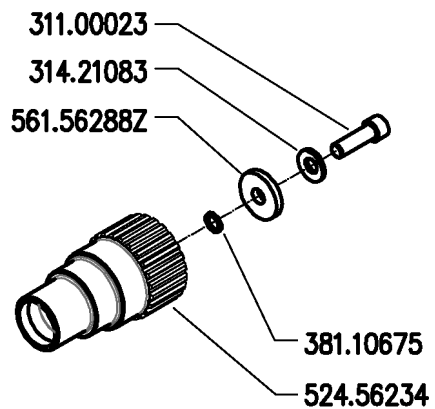


Pos.	Code	Q.ty	Description	Notes
1	58056208	1	FILTER	
2	31112099	1	SCREW TE C/F M6X50 DIN 6921 8G	
3	53156209	1	CONNECTION	
3	53156659	1	CONNECTION	Powersafe EasyDrive
4	38110873	1	O-RING 108 (8,73X1,78)	
5	59256035	1	POWERSAFE CLUTCH ASSY Q19	For motors GX160/200
5	59256036	1	POWERSAFE CLUTCH	For motors GX240/270-EX21
5	59256037	1	CLUTCH FOR POWERSAFE Q25.4 (3/8)	For motors GX340/390
5	59256038	1	POWERSAFE CLUTCH	For motors 15LD350/440-L70/100
5	59256039	1	POWERSAFE CLUTCH ASSY	For motors 15LD500/3LD510

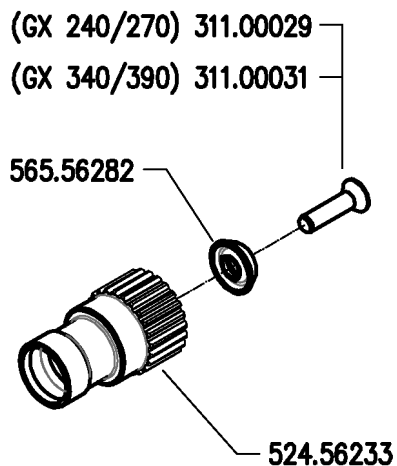
POWERSAFE FILTER UNIT



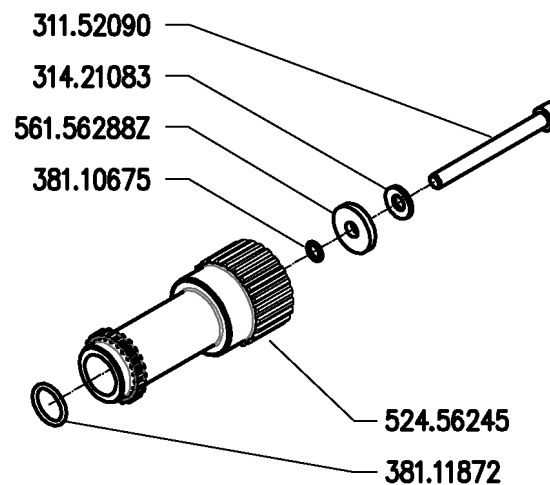
Pos.	Code	Q.ty	Description	Notes
1	58056208		FILTER	
2	31112099		SCREW TE C/F M6X50 DIN 6921 8G	
3	53156209		CONNECTION	
3	53156659		CONNECTION	730 ED
4	38110873		O-RING 108 (8,73X1,78)	
5	59256035		POWERSAFE CLUTCH ASSY Q19	GX 160/GX200 - EX21 - GP160
5	59256036		POWERSAFE CLUTCH	GX 240/GX 270 - B&S 1450/B&S 2100
5	59256037		CLUTCH FOR POWERSAFE Q25.4 (3/8)	GX 340/GX390 - EX35
5	59256038		POWERSAFE CLUTCH	15LD350/440 - L70 / L100 - KD350 / KD440
5	59256039		POWERSAFE CLUTCH ASSY	15LD500/3LD510



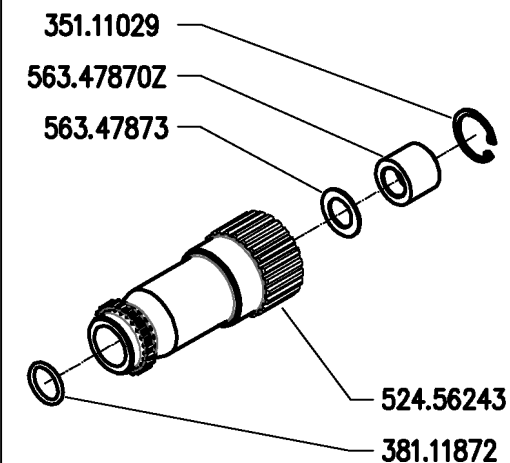
GX 160-200



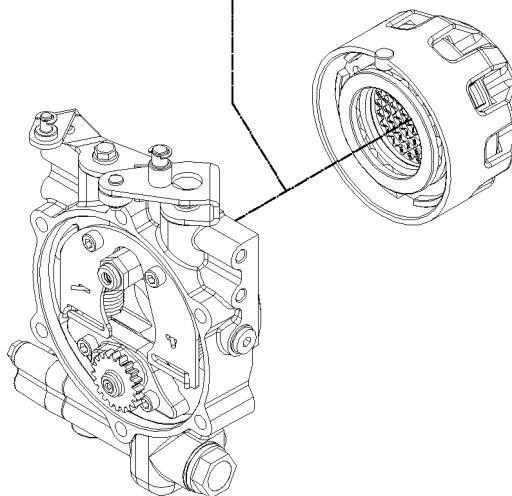
GX 240-270-340-390



15LD350-440 - L70-100



15LD500-3LD510 ★



300 serie PS
PowerSafe®

MOZZI FRIZIONE POWERSAFE

POWERSAFE CLUTCH HUBS
CUBOS EMBRAGUE POWERSAFE

MOYEURS EMBRAYAGE POWERSAFE
NABEN POWERSAFE KUPPLUNG

DALLA MACCHINA
DE LA MAQUINA
DE LA MACHINA
FROM THE MACHINE
AB DER MASCHINE



AGGIORNAMENTO
APLAZAMIENTO
MISE A JOUR
REVISION
ANPASSUNG

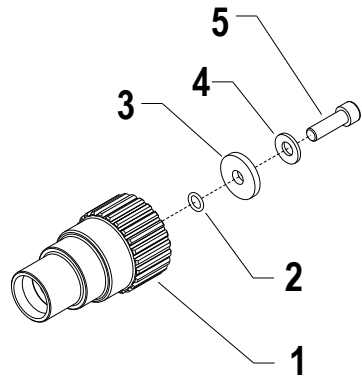
E01

11/2010

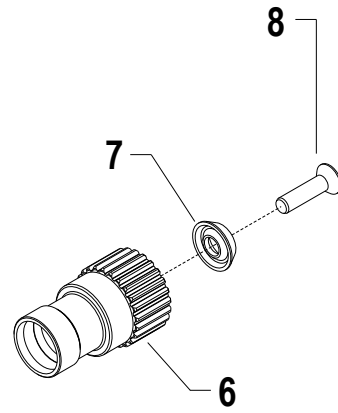
Rev.

1

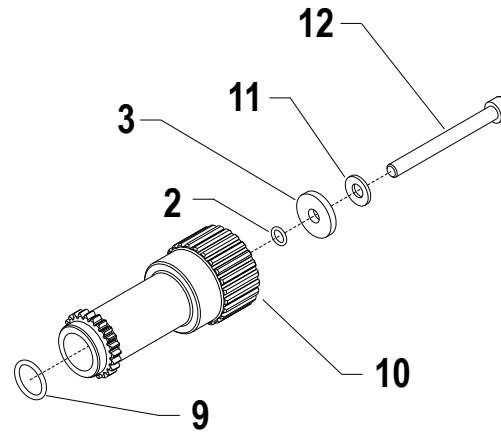
Pos.	Code	Q.ty	Description	Notes
31100023	31100023	1	SCREW 5/16-24 X 1 UNF 8G	
31100029	31100029	1	SCREW TSVEI 7/16-20X1 1/2 UNF8G	
31100031	31100031	1	SCREW TSVEI 3/8-24X1 1/2 UNF 8G	
31152090	31152090	1	SCREW TCEI M8x80 UNI5931	
31421083	31421083	1	WASHER	
35111029	35111029	1	SEEGER RING I 28 UNI 7437	
38110675	38110675	1	O-RING 106 (6,75X1,78)	
38111872	38111872	1	O-RING 3075 (18,72x2,62)	
52456233	52456233	1	HUB Q25	
52456234	52456234	1	HUB Q19	
52456243	52456243	1	HUB	
52456245	52456245	1	HUB	
56347873	56347873	1	WASHER	
56556282	56556282	1	WASHER D.25,4	
56156288	56156288Z	1	SPECIAL WASHER SP.4	
56347870	56347870Z	1	SPECIAL NUT	



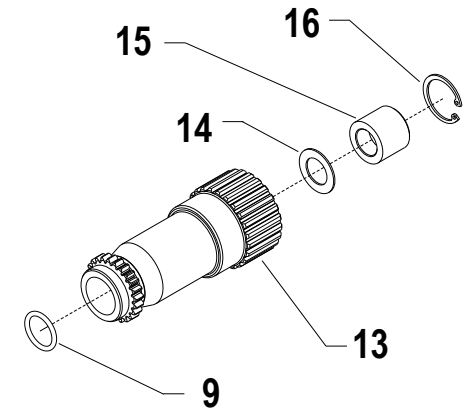
Gx160 - 200
Ex21★-Gp160★



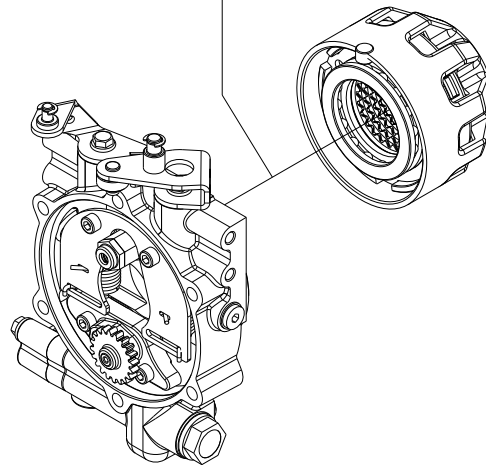
Gx240 - 270 - 340 - 390
B&S 1450 - B&S 2100★



15LD350 - 440 - L70 - L100
Kd350★-Kd440★

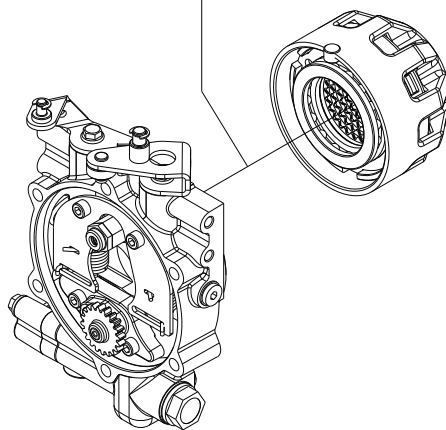
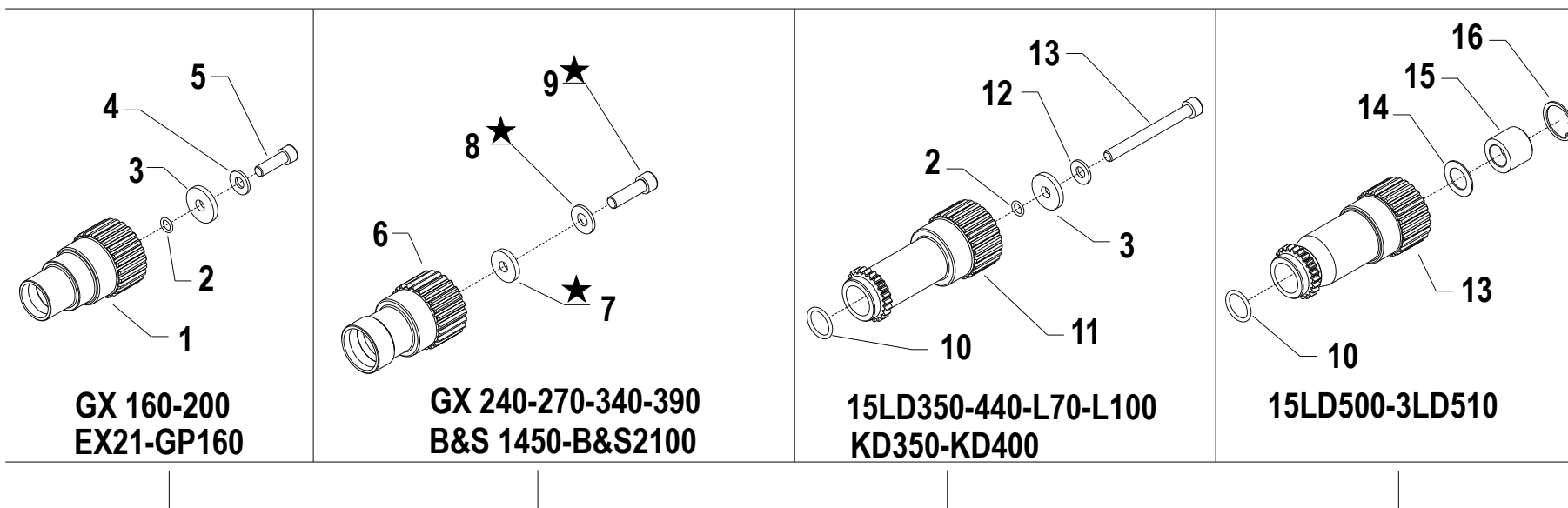


15LD500 - 3LD510



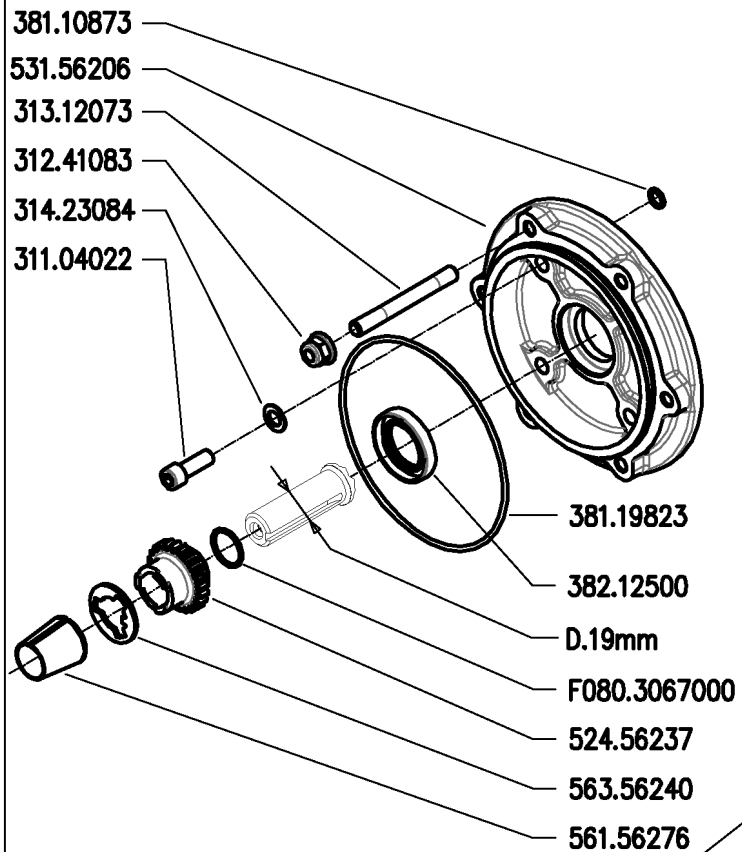
i = info - stop 2 sec. ★ = new part

Pos.	Code	Q.ty	Description	Notes
1	52456234		HUB Q19	
2	38110675		O-RING 106 (6,75X1,78)	
3	56156288Z		SPECIAL WASHER SP.4	
4	31421083		WASHER	
5	31100023		SCREW 5/16-24 X 1 UNF 8G	
6	52456233		HUB Q25	
7	56556282		WASHER D.25,4	
8	31100029		SCREW TSVEI 7/16-20X1 1/2 UNF8G	GX 240 /270
8	31100031		SCREW TSVEI 3/8-24X1 1/2 UNF 8G	GX 340 /390
9	38111872		O-RING 3075 (18,72x2,62)	
10	52456245		HUB	
11	31421083		WASHER	
12	31152090		SCREW TCEI M8x80 UNI5931	
13	52456243		HUB	
14	56347873		WASHER	
15	56347870Z		SPECIAL NUT	
16	35111029		SEEGER RING I 28 UNI 7437	

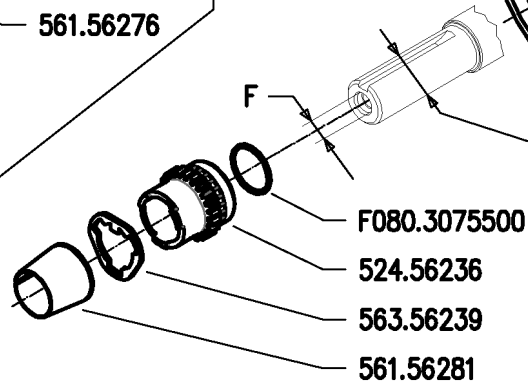


i = info - stop 2 sec. ★ = new part

Pos.	Code	Q.ty	Description	Notes
1	52456234		HUB Q19	
2	38110675		O-RING 106 (6,75X1,78)	
3	56156288Z		SPECIAL WASHER SP.4	
4	31421083		WASHER	
5	31100023		SCREW 5/16-24 X 1 UNF 8G	
6	52456233		HUB Q25	
7	56156743		RONDELLA 30X11.5X3	GX240-270/REPLACE 31100029+31100031+56556282
7	561C0421		WASHER	GX340-390/REPLACE 31100029+31100031+56556282
8	31421101		WASHER	REPLACE 31100029+31100031+56556282/GX340-390
8	31421130		WASHER	
9	31100032		VITE TCCEI 7/16-20 X 1-1/2 UNF	GX240-270/REPLACE 31100029+31100031+56556282
9	31100033		VITE TCCEI 3/8-24 X 1-1/2 UNF	GX340-390/REPLACE 31100029+31100031+56556282
10	38111872		O-RING 3075 (18,72x2,62)	
11	52456245		HUB	
12	31421083		WASHER	
13	31152090		SCREW TCEI M8x80 UNI5931	
14	56347873		WASHER	
15	56347870Z		SPECIAL NUT	
16	35111029		SEEGER RING I 28 UNI 7437	



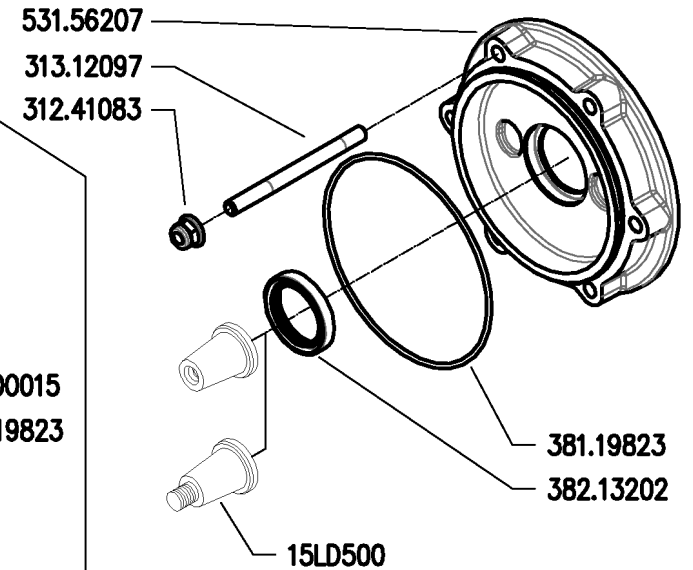
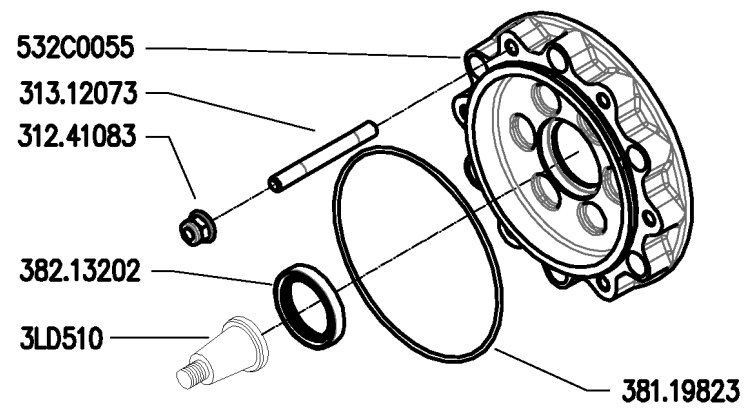
GX 160-200



GX 240-270-340-390

F=7/16" (GX240/270)
F=3/8" (GX340/390)

★ 3LD510



15LD350-440-500
L70-100



300 serie PS
PowerSafe®

ENGINE FLANGES
BRIDAS MOTOR

FLANGIE MOTORE

BRIDES MOTEUR
MOTOR FLANSCH

DALLA MACCHINA
DE LA MAQUINA
DE LA MACHINA
FROM THE MACHINE
AB DER MASCHINE

★ N.

AGGIORNAMENTO
APLAZAMIENTO
MISE A JOUR
REVISION
ANPASSUNG

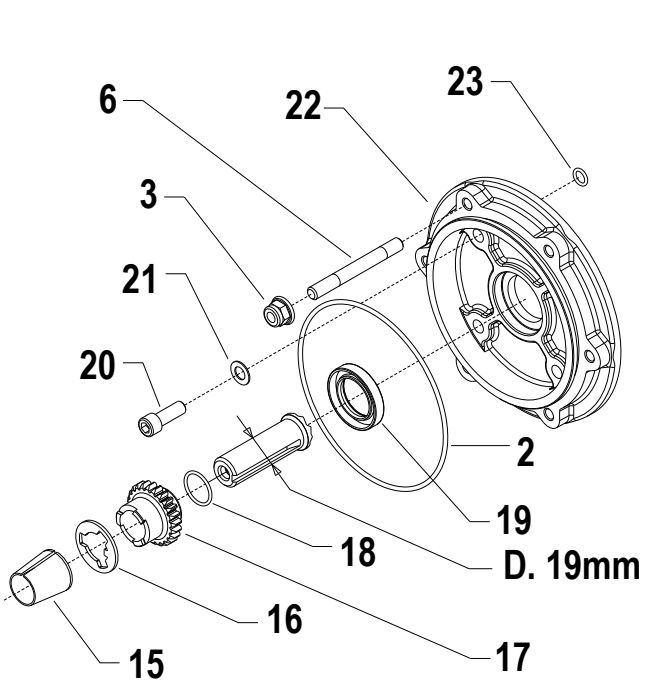
F01
11/2010

Rev.

1

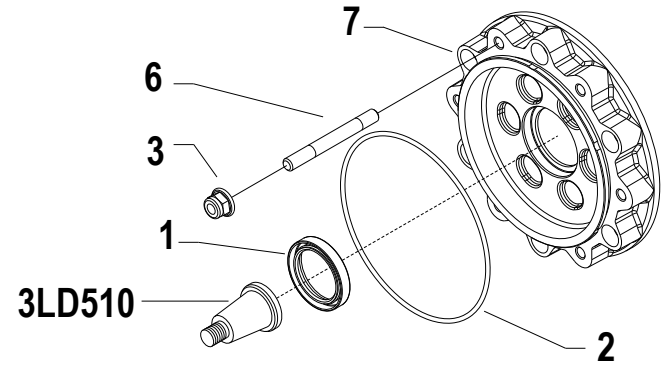
DITE.BCS - Scala 1:6

Pos.	Code	Q.ty	Description	Notes
31100015	31100015	1	SCREW TE 3/8X1	
31104022	31104022	1	SCREW TCEI 5/16X7/8 UNF 12K	
31241083	31241083	1	SELFLOCK NUT M8	
31312073	31312073	1	STUD BOLT M8X73X14X20 8G	
31312097	31312097	1	STUD BOLT M8X98X16X28 8G	
31423084	31423084	1	SPRING WASHER 8,4	
38110873	38110873	1	O-RING 108 (8,73X1,78)	
38119823	38119823	1	O-RING 3450 (113,97x2,62)	
38212500	38212500	1	OIL SEAL 25X40X7	
38213202	38213202	1	OIL SEAL 32X45X7	
38213500	38213500	1	OIL SEAL 35X47X7	
52456236	52456236	1	PUMP GEAR	
52456237	52456237	1	PUMP GEAR	
53156205	53156205	1	ENGINE FLANGE Q25	
53156206	53156206	1	ENGINE FLANGE Q19	
53156207	53156207	1	ENGINE FLANGE	
532C0055	532C0055	1	ACT ENGINE FLANGE	
56156276	56156276	1	SLEEVE D.19	
56156281	56156281	1	CENTRING BUSH D.25,4	
56356239	56356239	1	FEEDER Q25	
56356240	56356240	1	TRANSMISSION	
F0803067	F0803067000	1	O-RING 2075 (18,77X1,78)	
F0803075	F0803075500	1	O-RING 2100 (25,12X1,78)	

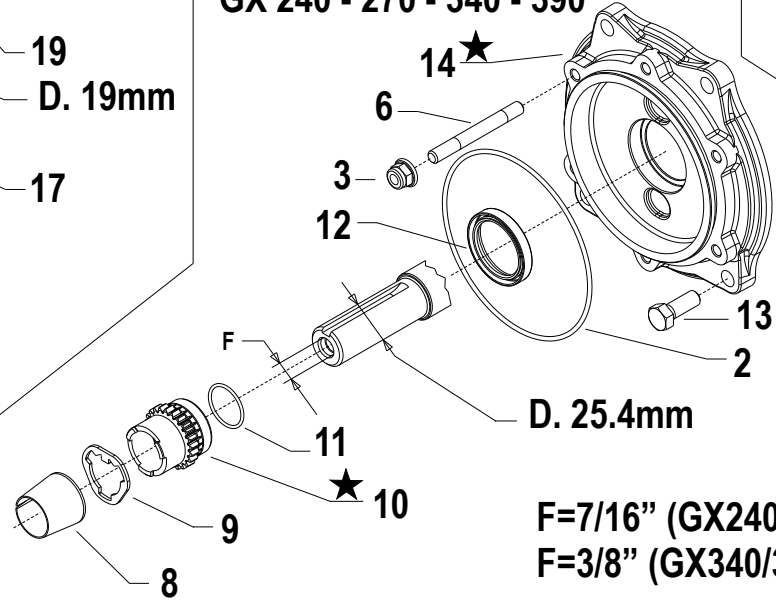


GX 160 - 200
Ex21 - Gp160★

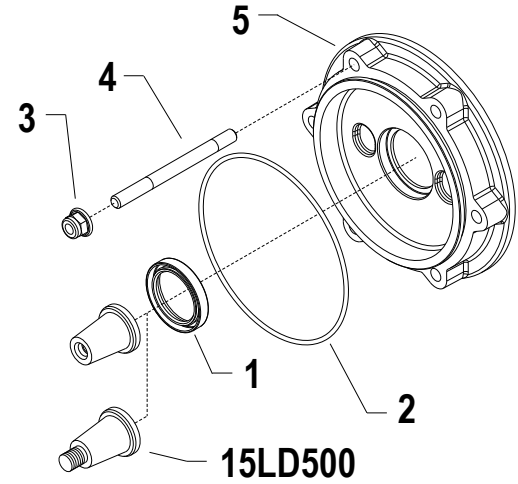
3LD510



B&S 2100★ B&S 1450★
GX 240 - 270 - 340 - 390

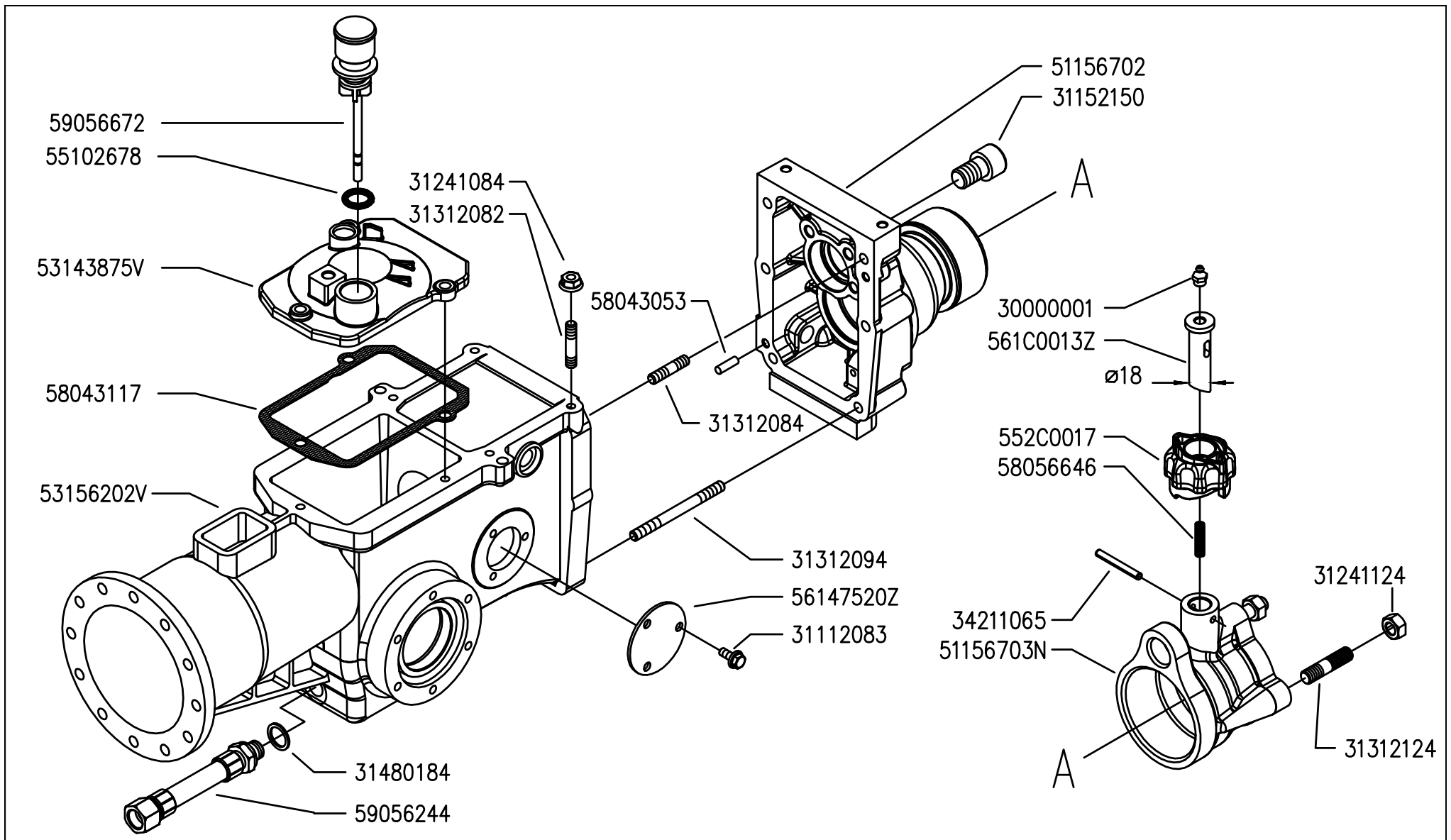



D. 25.4mm
F=7/16" (GX240/270)
F=3/8" (GX340/390)



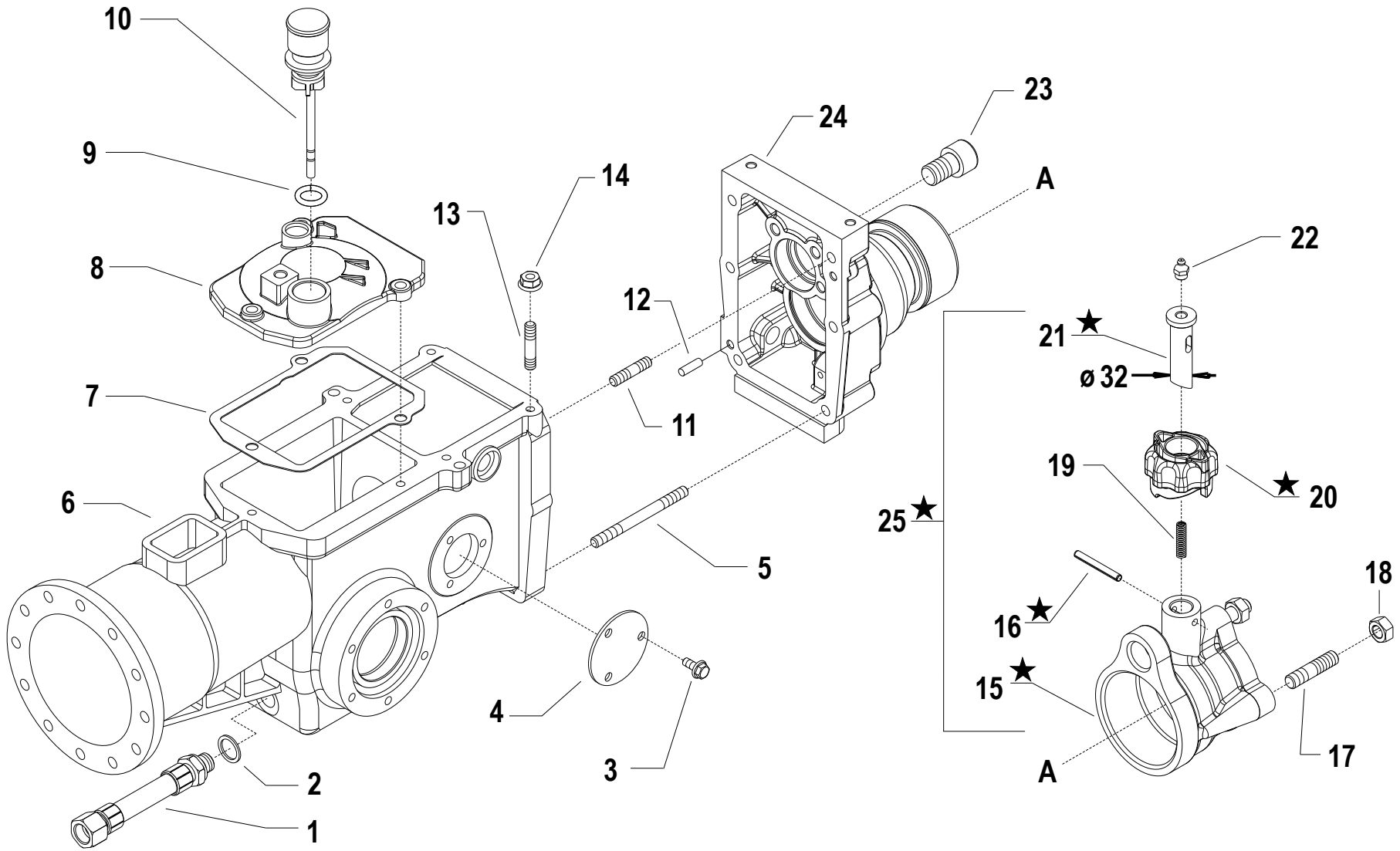
15LD500
15LD350 - 440 - 500
Kd350★ - Kd440★
L70 - L100

Pos.	Code	Q.ty	Description	Notes
1	38213202		OIL SEAL 32X45X7	
2	38119823		O-RING 3450 (113,97x2,62)	
3	31241083		SELFLOCK NUT M8	
4	31312097		STUD BOLT M8X98X16X28 8G	
5	53156207		ENGINE FLANGE	
6	31312073		STUD BOLT M8X73X14X20 8G	
7	532C0055		ACT ENGINE FLANGE	
8	56156281		CENTRING BUSH D.25,4	
9	56356239		FEEDER Q25	
10	52456352		PUMP GEAR	B&S 2100
10	52456236		PUMP GEAR	
11	F0803075500		O-RING 2100 (25,12X1,78)	
12	38213500		OIL SEAL 35X47X7	
13	31100015		SCREW TE 3/8X1	
14	53156205		ENGINE FLANGE Q25	
14	53256692		ENGINE FLANGE B&S 2100	B&S 2100
15	56156276		SLEEVE D.19	
16	56356240		TRANSMISSION	
17	52456237		PUMP GEAR	
18	F0803067000		O-RING 2075 (18,77X1,78)	
19	38212500		OIL SEAL 25X40X7	
20	31104022		SCREW TCEI 5/16X7/8 UNF 12K	
21	31423084		SPRING WASHER 8,4	
22	53156206		ENGINE FLANGE Q19	
23	38110873		O-RING 108 (8,73X1,78)	



	300 serie PS PowerSafe®	GEARBOX CAJA DE CAMBIO	SCATOLA CAMBIO (360)	BOITE DE VITESSES WECHSELGETRIEBE	DALLA MACCHINA DE LA MAQUINA DE LA MAQUINA FROM THE MACHINE AB DER MASCHINE	_____	G03	Rev. 0
						N. _____		

Pos.	Code	Q.ty	Description	Notes
30000001	30000001	1	LUBRICATOR M10	
31112083	31112083	1	SCREW M6X12	
31152150	31152150	1	SCREW TCEI M16X25 UNI 5931	
31241084	31241084	1	SELFLOCK NUT M8 6S	
31241124	31241124	1	SELFLOCK NUT M12x1,25	
31312082	31312082	1	STUD BOLT M8X38X14X20	
31312084	31312084	1	STUD BOLT M8X58X16X16	
31312094	31312094	1	STUD BOLT M8X68X14X36	
31312124	31312124	1	STUD BOLT 52XM12X1,25X22XM12X22 8G	
31480184	31480184	1	COPPER WASHER 16,7x22/1,5	
34211065	34211065	1	ROLL PIN	
51156702	51156702	1	REAR COVER	
55102678	55102678	1	RUBBER RING	
552C0017	552C0017	1	KNOB	
58043053	58043053	1	CYLINDRICAL PLUG	
58043117	58043117	1	COVER GASKET	
58056646	58056646	1	SPRING 8KG	
59056244	59056244	1	SUCTION PIPE	
59056672	59056672	1	OIL LEVEL CAP W/SHAFT	
51156703	51156703N	1	THREE-POINT LINKAGE	
53143875	53143875V	1	GEARBOX HOUSING COVER	
53156202	53156202V	1	BOX CASING	
56147520	56147520Z	1	COVER	
561C0013	561C0013Z	1	STAKE	



i = info - stop 2 sec. ★ = new part

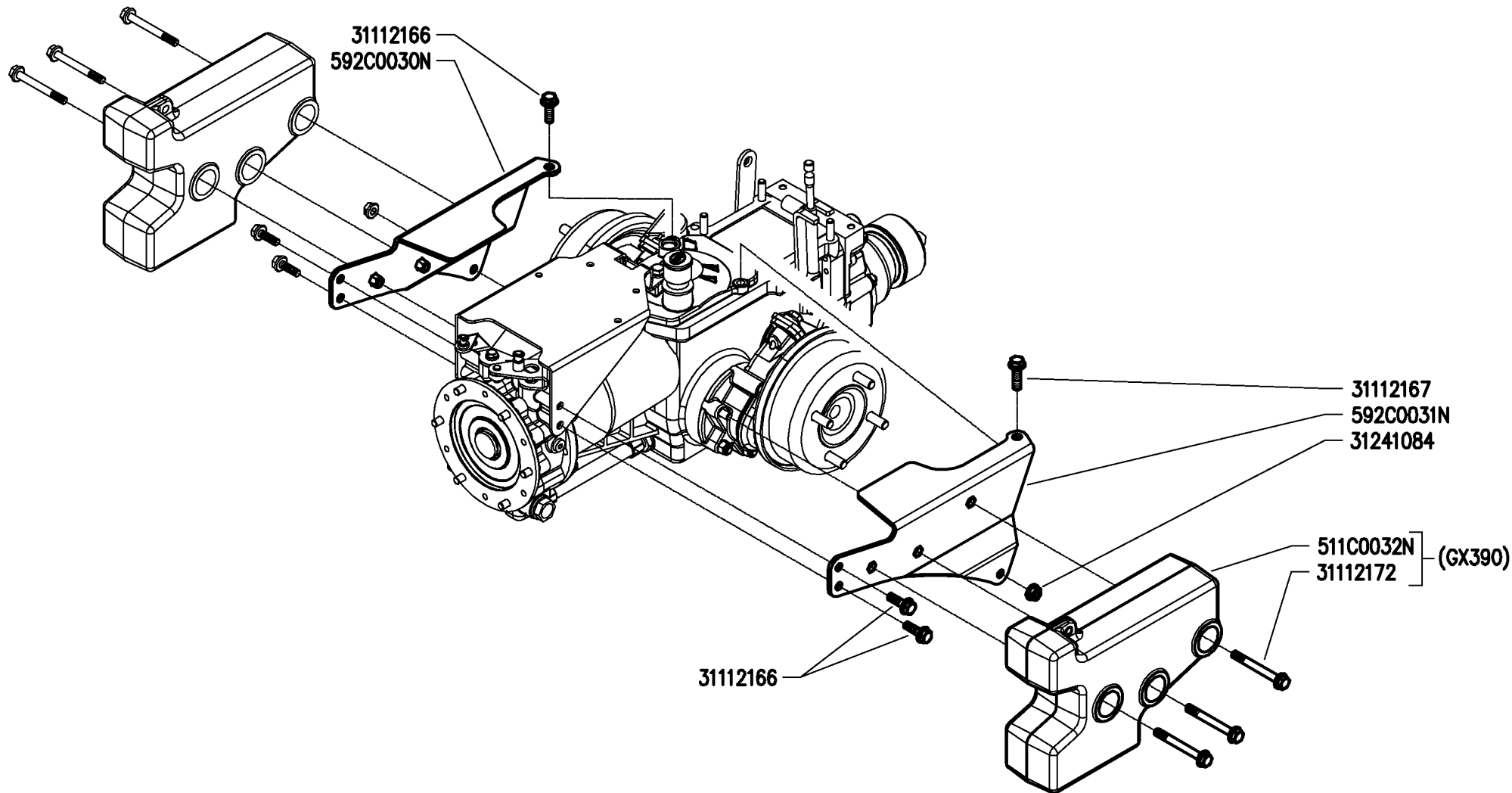
Pos.	Code	Q.ty	Description	Notes
1	59056244		SUCTION PIPE	
2	31480184		COPPER WASHER 16,7x22/1,5	
3	31112083		SCREW M6X12	
4	56147520Z		COVER	
5	31312094		STUD BOLT M8X68X14X36	
6	53156202V		BOX CASING	
7	58043117		COVER GASKET	
8	53143875V		GEARBOX HOUSING COVER	
9	55102678		RUBBER RING	
10	59056672		OIL LEVEL CAP W/SHAFT	
11	31312084		STUD BOLT M8X58X16X16	
12	58043053		CYLINDRICAL PLUG	
13	31312082		STUD BOLT M8X38X14X20	
14	31241084		SELFLOCK NUT M8 6S	
15	511C0059N		CONNECTION	
16	34211066		SPINA ELAST.6X22 DIN 1481 fp ^a	
17	31312124		STUD BOLT 52XM12X1,25X22XM12X22 8G	
18	31241124		SELFLOCK NUT M12x1,25	
19	58056646		SPRING 8KG	
20	552C0062		KNOB	
21	561C0064Z		STAKE	
22	30000001		LUBRICATOR M10	
23	31152150		SCREW TCEI M16X25 UNI 5931	
24	51156702N		REAR COVER 750	
25	922C0058		CONNECTING SLEEVE	REPLACES 51156703N

SERIAL
START
999184

GEAR BOX

CODE REV

G.03.01.A0003_01



300 serie PS
PowerSafe®

FARINGS
CARENADOS

CARENATURE (360)

CARENAGES
VERKLEIDUNGEN

DALLA MACCHINA
DE LA MAQUINA
DE LA MAQUINA
FROM THE MACHINE
AB DER MASCHINE

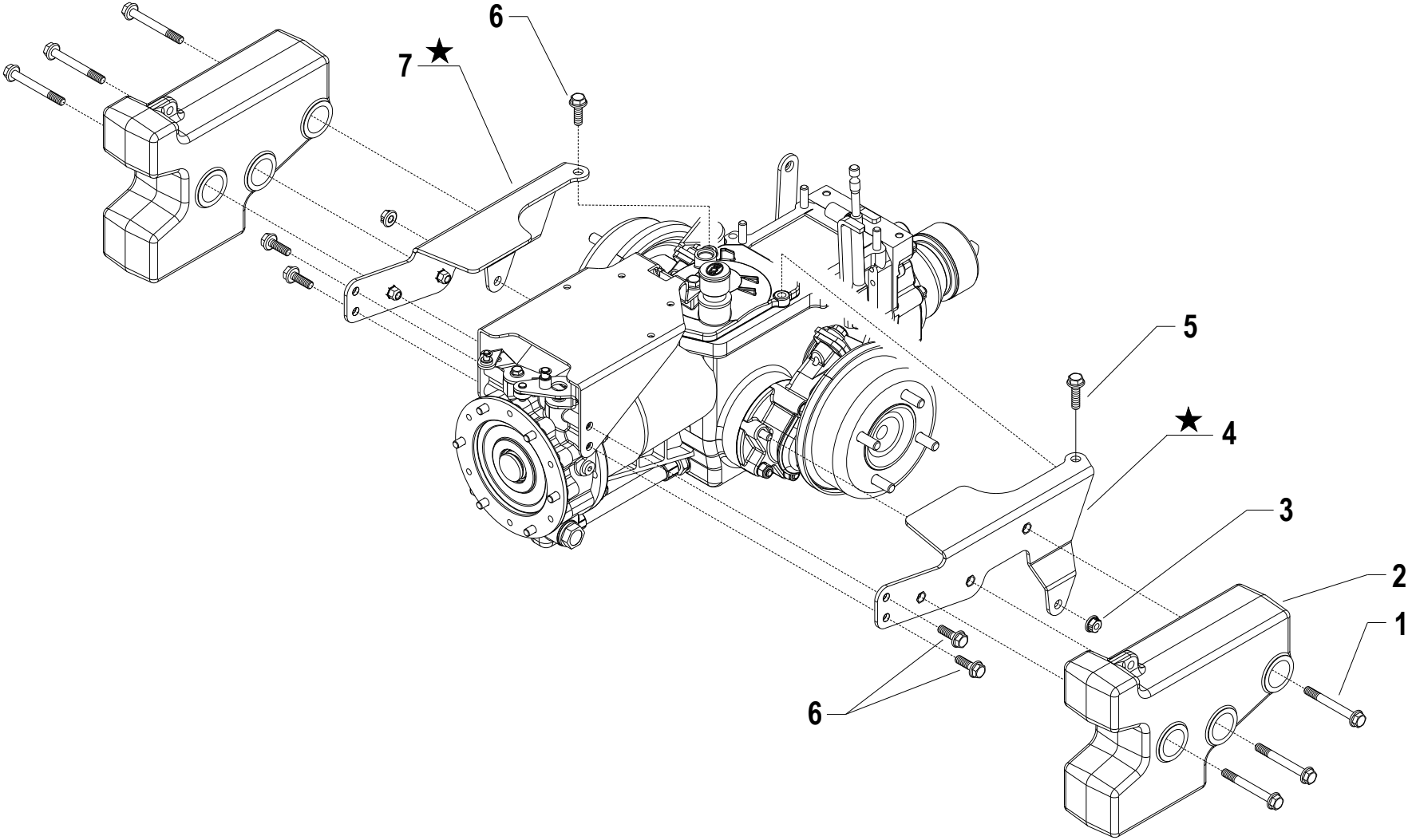
N.

G04 0

11/2010

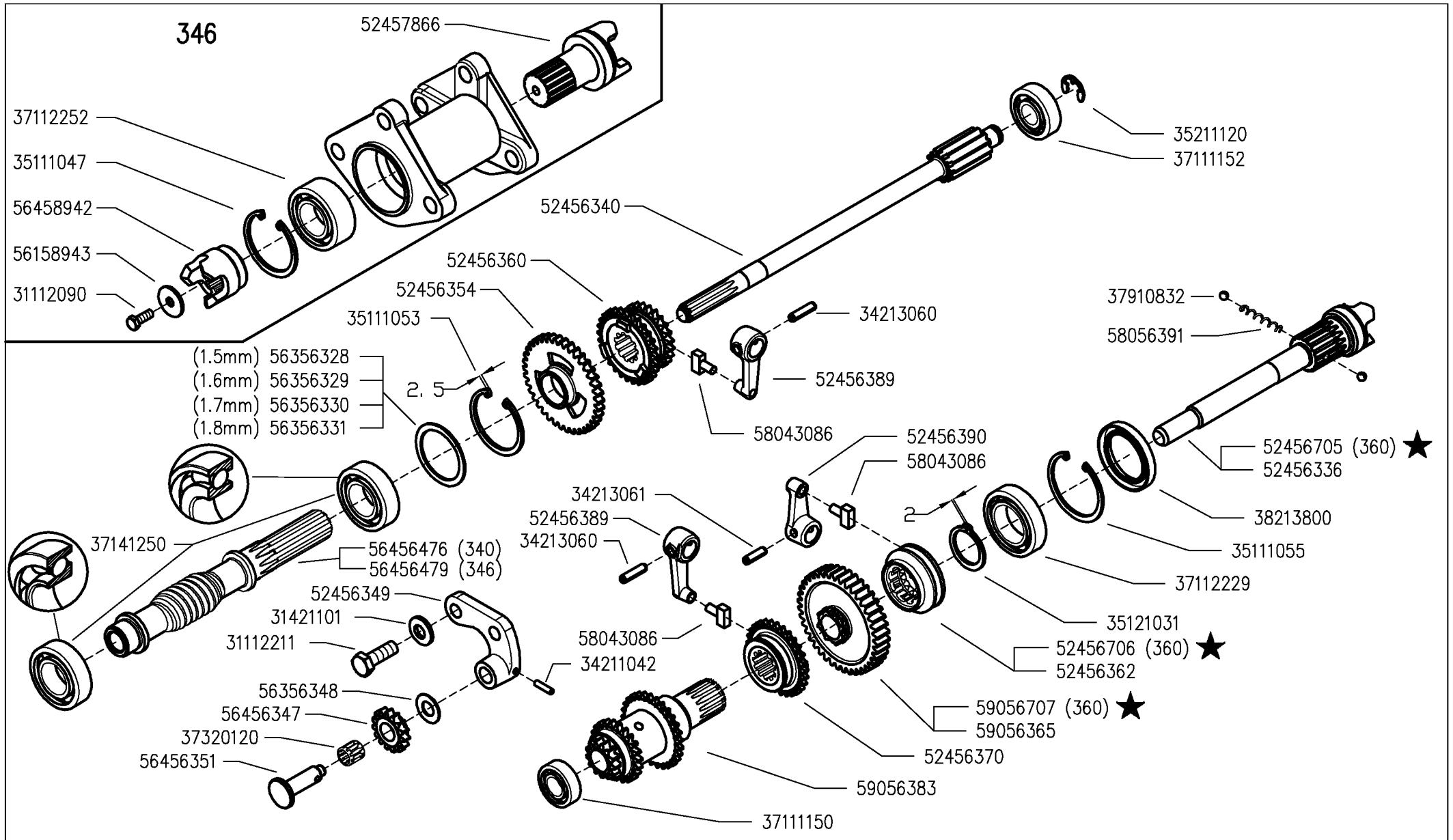
Rev.

Pos.	Code	Q.ty	Description	Notes
31112166	31112166	1	SCREW TE C/F M8X25 DIN 6921 8G	
31112167	31112167	1	SCREW TE C/F M8X30 DIN 6921 8G	
31112172	31112172	1	SCREW TE C/F M8X70 DIN 6921	
31241084	31241084	1	SELFLOCK NUT M8 6S	
511C0032	511C0032N	1	BALLAST 750	
592C0030	592C0030N	1	SHEET	
592C0031	592C0031N	1	SHEET	



i = info - stop 2 sec. ★ = new part

Pos.	Code	Q.ty	Description	Notes
1	31112172		SCREW TE C/F M8X70 DIN 6921	GX390
2	511C0032N		BALLAST 750	GX390
3	31241084		SELFLOCK NUT M8 6S	
4	592C1822N		LAMIERA SX C.TA SCATOLA CAMBIO	REPLACE 592C0031N
5	31112167		SCREW TE C/F M8X30 DIN 6921 8G	
6	31112166		SCREW TE C/F M8X25 DIN 6921 8G	
7	592C1820N		LAMIERA DX C.TA SCATOLA CAMBIO	REPLACE 592C0030N



300 serie PS
PowerSafe®

GEARS
ENGRANAJES

INGRANAGGI CAMBIO
(340-346-360 ★)

ENGRANAGES
ZÄHNRÄDER

DALLA MACCHINA
DE LA MAQUINA
DE LA MACHINA
FROM THE MACHINE
AB DER MASCHINE

★ N.

AGGIORNAMENTO
APLAZAMIENTO
MISE A JOUR
REVISION
ANPASSUNG

H03
1
11/2010

Rev.

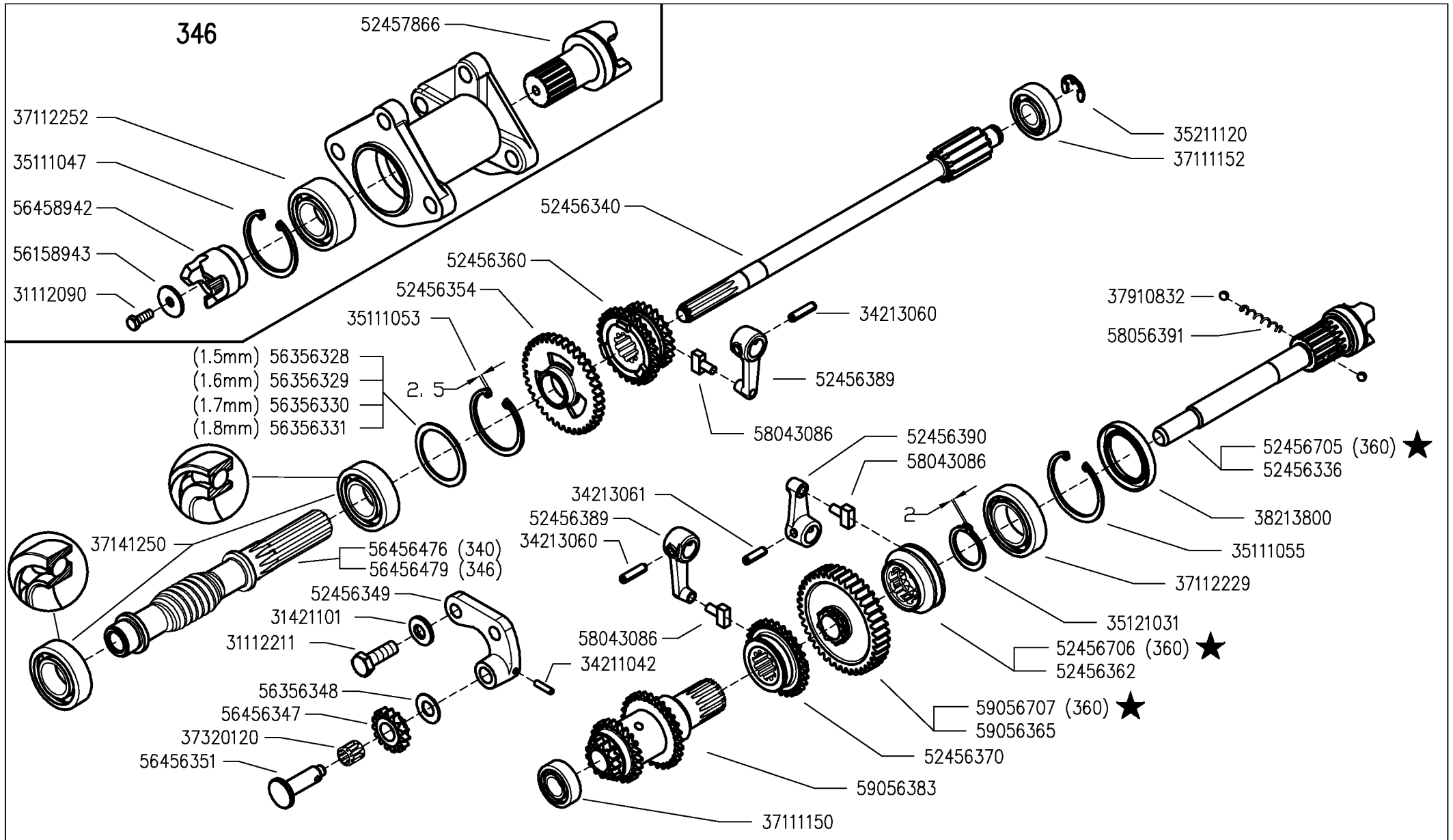
Pos.	Code	Q.ty	Description	Notes
31112090	31112090	1	SCREW TE M6X16 UNI 5739 8G	
31112211	31112211	1	SCREW TE M10X30 UNI 5739	
31421101	31421101	1	WASHER	
34211042	34211042	1	ROLL PIN	
34213060	34213060	1	ROLL PIN	
34213061	34213061	1	ROLL PIN	
35111047	35111047	1	SEEGER RING I 47 DIN 472	
35111053	35111053	1	SEEGER RING I 52 UNI 7438	
35111055	35111055	1	SEEGER RING I 55 DIN 472	
35121031	35121031	1	SEEGER RING E 30 UNI 7436	
35211120	35211120	1	SEEGER RING E 12 UNI 7434	
37111150	37111150	1	BEARING 6202 (15X35X11)	
37111152	37111152	1	BEARING 6302 (15X42X13) SKF	
37112229	37112229	1	BEARING 6006 (30X55X13) SKF	
37112252	37112252	1	BEARING 6005-2RS (25X47X12)	
37141250	37141250	1	BEARING 7205-B OBL SKF	
37320120	37320120	1	ROLLER CAGE 12X15/10	
37910832	37910832	1	BALL 1/4	
38213800	38213800	1	OIL SEAL 38X55X7	
52456336	52456336	1	PTO SHAFT L=193	
52456340	52456340	1	SHAFT	
52456349	52456349	1	GEAR SUPPORT	
52456354	52456354	1	GEAR	
52456360	52456360	1	SLIDER	
52456362	52456362	1	COUPLING	
52456370	52456370	1	SLIDER	
52456389	52456389	1	LEVER	
52456390	52456390	1	LEVER	
52456705	52456705	1	PTO SHAFT	
52456706	52456706	1	PTO COUPLING	
52457866	52457866	1	SHAFT MM80	
56158943	56158943	1	WASHER 7,0x25/2	
56356328	56356328	1	ADJUSTING RING SP=1,5	
56356329	56356329	1	ADJUSTING RING SP=1,6	

SERIAL

GEARS

CODE REV

H03_1_77469



300 serie PS
PowerSafe®

GEARS
ENGRANAJES

INGRANAGGI CAMBIO
(340-346-360 ★)

ENGRANAGES
ZÄHNRÄDER

DALLA MACCHINA
DE LA MAQUINA
DE LA MACHINA
FROM THE MACHINE
AB DER MASCHINE

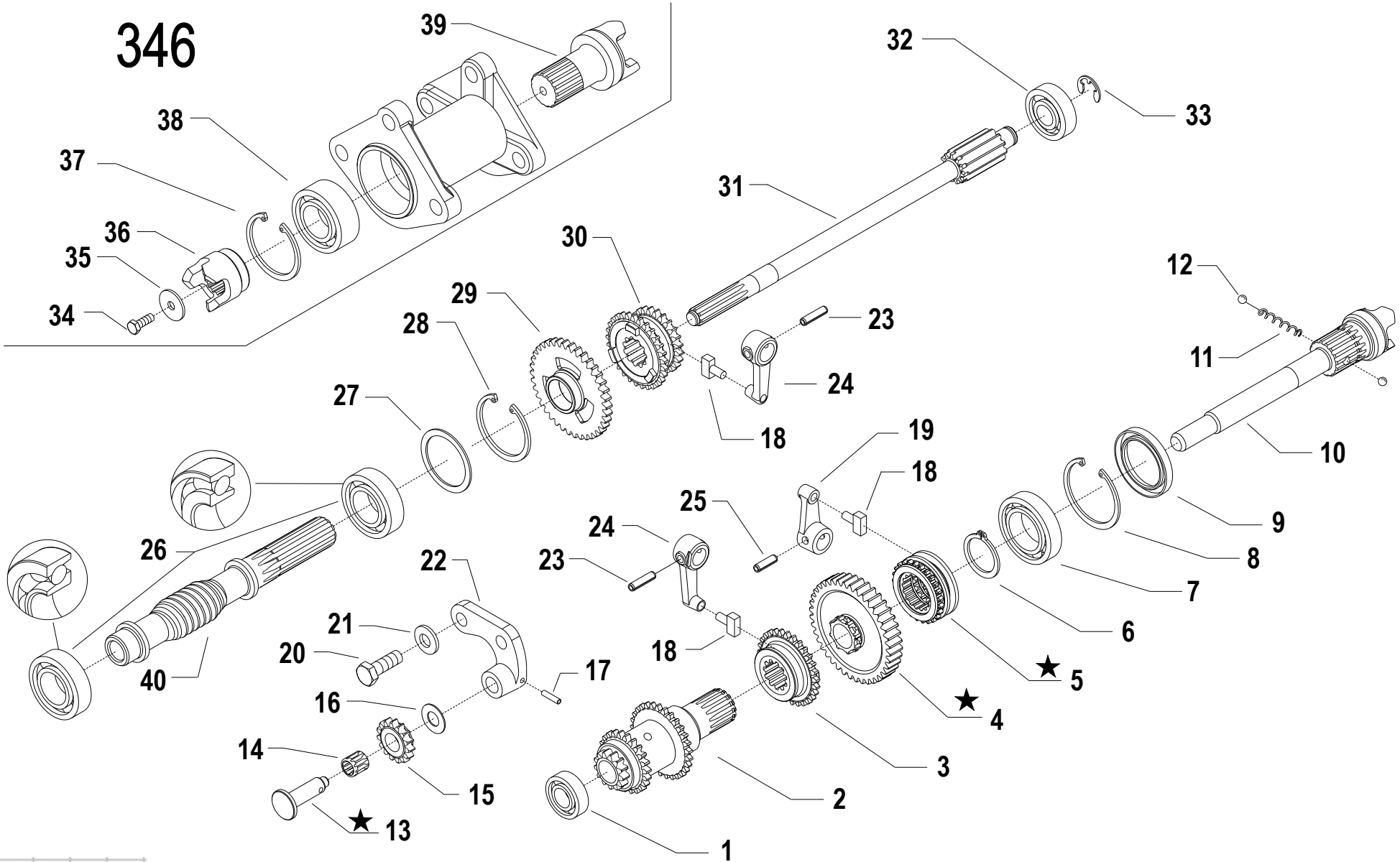
★ N.

AGGIORNAMENTO
APLAZAMIENTO
MISE A JOUR
REVISION
ANPASSUNG

H03
1
11/2010

Rev.

Pos.	Code	Q.ty	Description	Notes
56356330	56356330	1	ADJUSTING RING SP=1,7	
56356331	56356331	1	ADJUSTING RING SP=1,8	
56356348	56356348	1	ADJUSTING RING	
56456347	56456347	1	GEAR	
56456351	56456351	1	GEAR PIN	
56456476	56456476	1	SCREW	
56456479	56456479	1	SCREW 4 SN	
56458942	56458942	1	COUPLING D=25	
58043086	58043086	1	SHOE	
58056391	58056391	1	SPRING	
59056365	59056365	1	PTO GEAR	
59056383	59056383	1	TRIPLE GEAR	
59056707	59056707	1	PTO GEAR	



i = info - stop 2 sec. ★ = new part

Pos.	Code	Q.ty	Description	Notes
1	37111150		BEARING 6202 (15X35X11)	
2	59056383		TRIPLE GEAR	
3	52456370		SLIDER	
4	59056707		PTO GEAR	Replaces 59056365 + 52456362 from serial 863327 for 340-346
5	52456706		PTO COUPLING	Replaces 59056365 + 52456362 from serial 863327 for 340-346
6	35121031		SEEGER RING E 30 UNI 7436	
7	37112229		BEARING 6006 (30X55X13) SKF	
8	35111055		SEEGER RING I 55 DIN 472	
9	38213800		OIL SEAL 38X55X7	
10	52456336		PTO SHAFT L=193	
10	52456705		PTO SHAFT	For Model 360
11	58056391		SPRING	
12	37910832		BALL 1/4	
13	56456736		GEAR PIN	replaces 56456351
14	37320120		ROLLER CAGE 12X15/10	
15	56456347		GEAR	
16	56356348		ADJUSTING RING	
17	34211042		ROLL PIN	
18	58043086		SHOE	
19	52456390		LEVER	
20	31112211		SCREW TE M10X30 UNI 5739	
21	31421101		WASHER	
22	52456349		GEAR SUPPORT	
23	34213060		ROLL PIN	
24	52456389		LEVER	
25	34213061		ROLL PIN	
26	37141250		BEARING 7205-B OBL SKF	
27	56356328		ADJUSTING RING SP=1,5	
27	56356329		ADJUSTING RING SP=1,6	
27	56356330		ADJUSTING RING SP=1,7	
27	56356331		ADJUSTING RING SP=1,8	
28	35111053		SEEGER RING I 52 UNI 7438	
29	52456354		GEAR	
30	52456360		SLIDER	

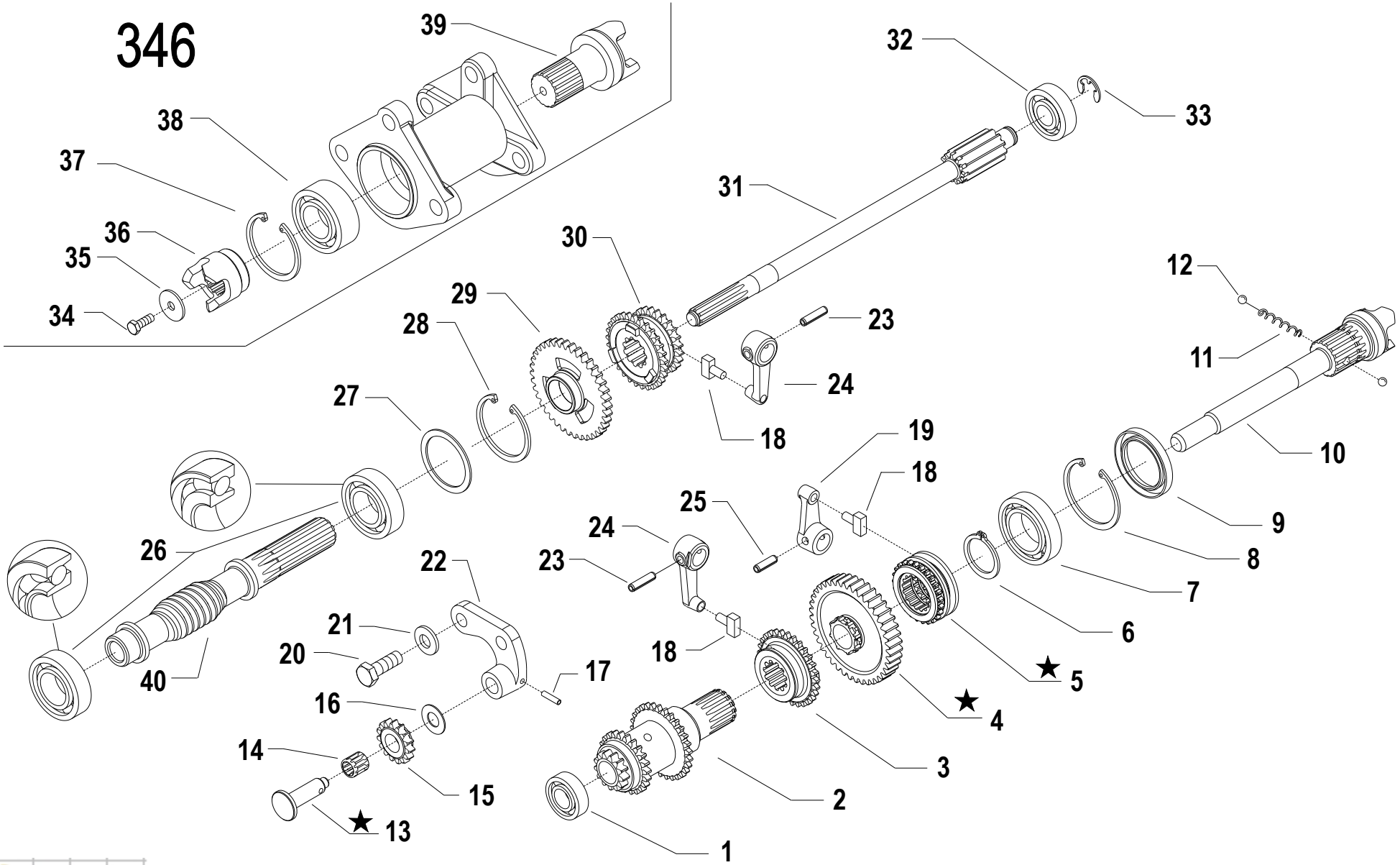
SERIAL
START

A000863327

GEARS

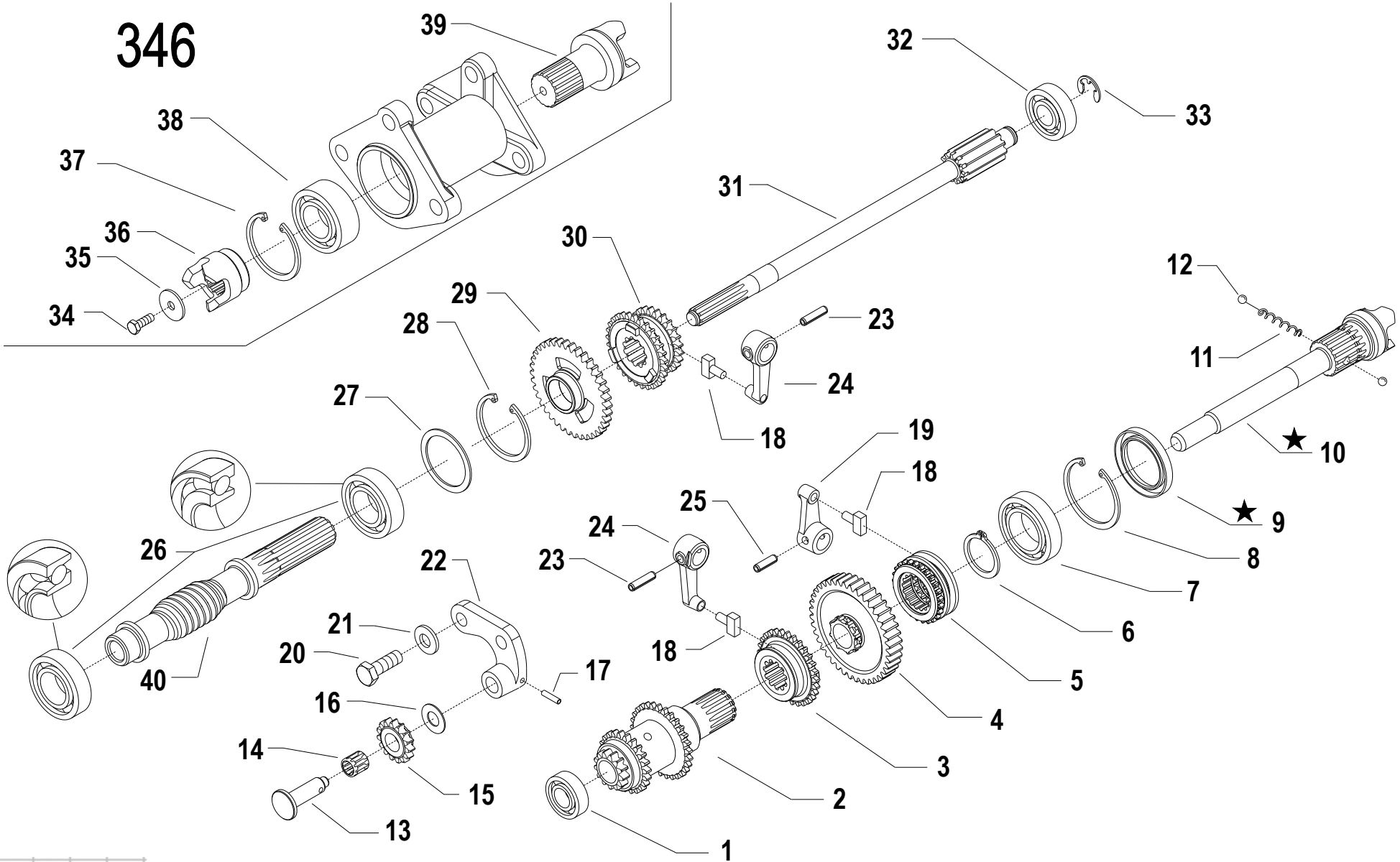
CODE REV

H.03.02.A0003_02



i = info - stop 2 sec. ★ = new part

Pos.	Code	Q.ty	Description	Notes
31	52456340		SHAFT	
32	37111152		BEARING 6302 (15X42X13) SKF	
33	35211120		SEEGER RING E 12 UNI 7434	
34	31112090		SCREW TE M6X16 UNI 5739 8G	
35	56158943		WASHER 7,0x25/2	
36	56458942		COUPLING D=25	
37	35111047		SEEGER RING I 47 DIN 472	
38	37112252		BEARING 6005-2RS (25X47X12)	
39	52457866		SHAFT MM80	
40	56456476		SCREW	For Model 340
40	56456479		SCREW 4 SN	For Model 346



i = info - stop 2 sec. ★ = new part

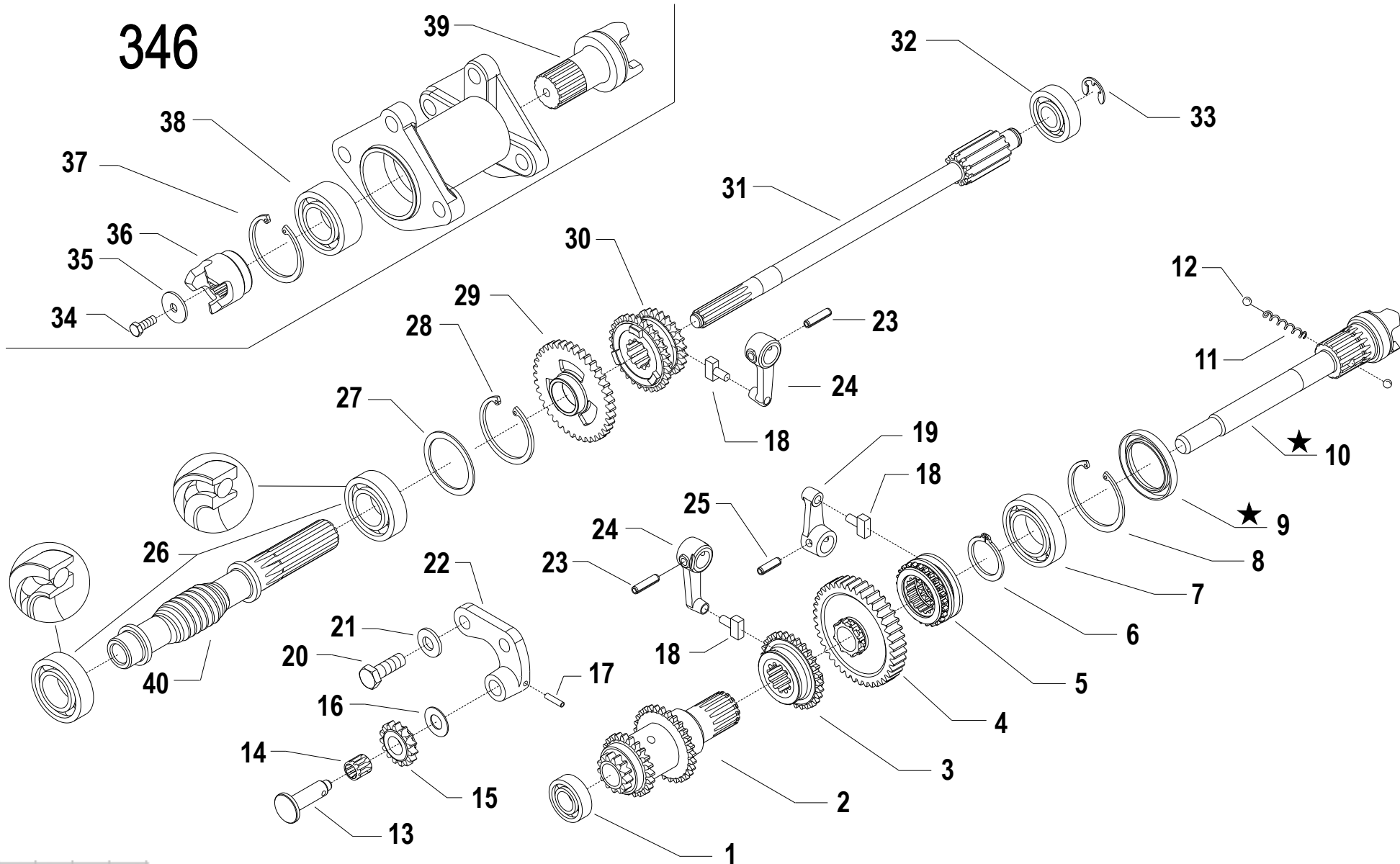
Pos.	Code	Q.ty	Description	Notes
1	37111150		BEARING 6202 (15X35X11)	
2	59056383		TRIPLE GEAR	
3	52456370		SLIDER	
4	59056707		PTO GEAR	
5	52456706		PTO COUPLING	
6	35121031		SEEGER RING E 30 UNI 7436	
7	37112229		BEARING 6006 (30X55X13) SKF	
8	35111055		SEEGER RING I 55 DIN 472	
9	38213800		OIL SEAL 38X55X7	
9	38214207		OIL SEAL 42X55X7	REPLACES 52456705 + 38213800 FOR MODEL 360
10	52456336		PTO SHAFT L=193	
10	52456713		PTO SHAFT	REPLACES 52456705 + 38213800 FOR MODEL 360
11	58056391		SPRING	
12	37910832		BALL 1/4	
13	56456736		GEAR PIN	
14	37320120		ROLLER CAGE 12X15/10	
15	56456347		GEAR	
16	56356348		ADJUSTING RING	
17	34211042		ROLL PIN	
18	58043086		SHOE	
19	52456390		LEVER	
20	31112211		SCREW TE M10X30 UNI 5739	
21	31421101		WASHER	
22	52456349		GEAR SUPPORT	
23	34213060		ROLL PIN	
24	52456389		LEVER	
25	34213061		ROLL PIN	
26	37141250		BEARING 7205-B OBL SKF	
27	56356328		ADJUSTING RING SP=1,5	
27	56356329		ADJUSTING RING SP=1,6	
27	56356330		ADJUSTING RING SP=1,7	
27	56356331		ADJUSTING RING SP=1,8	
28	35111053		SEEGER RING I 52 UNI 7438	
29	52456354		GEAR	

SERIAL
START
976612

GEARS

CODE REV

H.03.02.A0003_03

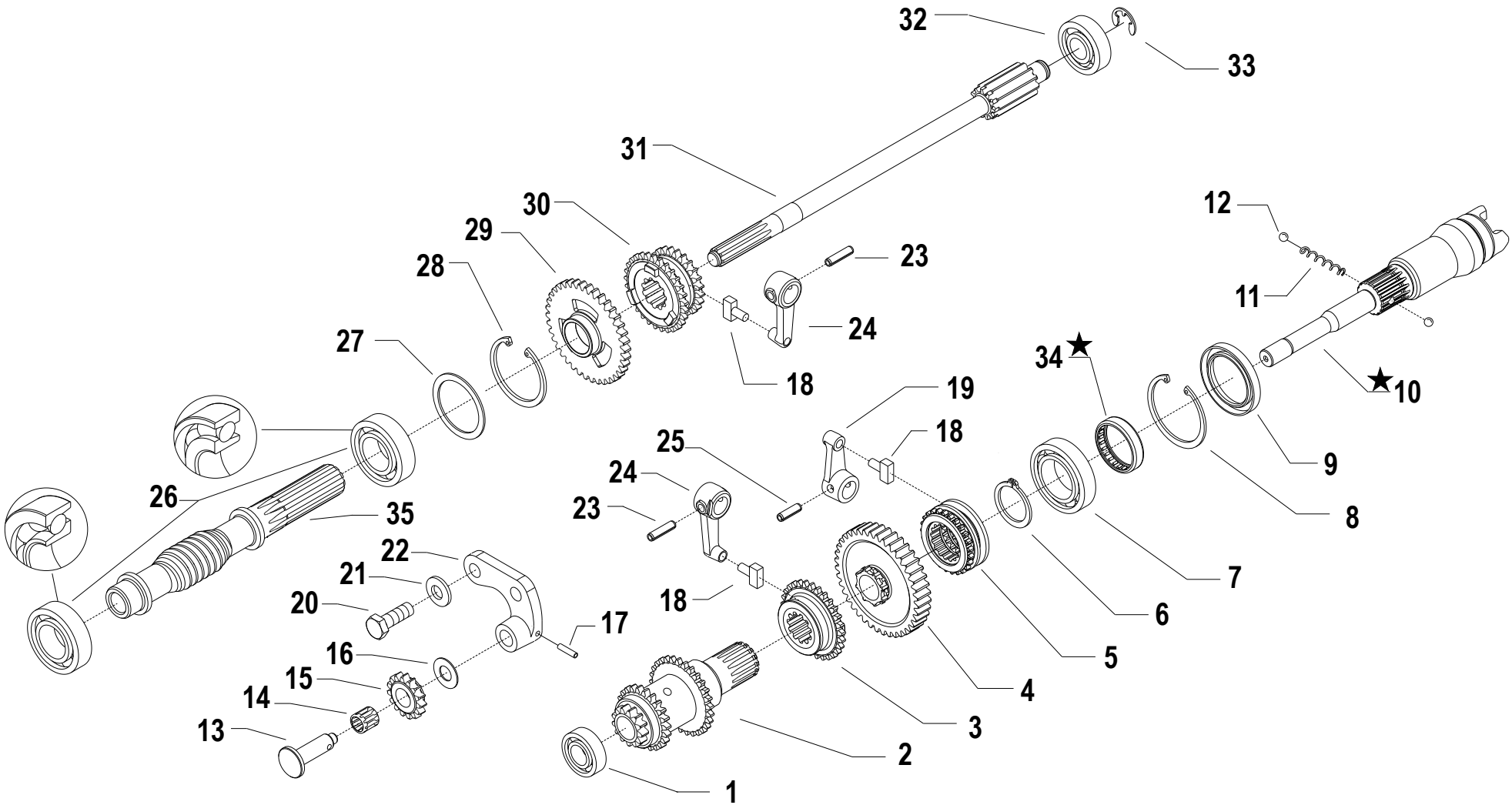


i = info - stop 2 sec. ★ = new part

Pos.	Code	Q.ty	Description	Notes
30	52456360		SLIDER	
31	52456340		SHAFT	
32	37111152		BEARING 6302 (15X42X13) SKF	
33	35211120		SEEGER RING E 12 UNI 7434	
34	31112090		SCREW TE M6X16 UNI 5739 8G	
35	56158943		WASHER 7,0x25/2	
36	56458942		COUPLING D=25	
37	35111047		SEEGER RING I 47 DIN 472	
38	37112252		BEARING 6005-2RS (25X47X12)	
39	52457866		SHAFT MM80	
40	56456476		SCREW	340
40	56456479		SCREW 4 SN	346

GEARS (340-360)

SERIAL START A000993652



i = info - stop 2 sec. ★ = new part

Pos.	Code	Q.ty	Description	Notes
1	37111150		BEARING 6202 (15X35X11)	
2	59056383		TRIPLE GEAR	
3	52456370		SLIDER	
4	59056707		PTO GEAR	
5	52456706		PTO COUPLING	
6	35121031		SEEGER RING E 30 UNI 7436	
7	37112229		BEARING 6006 (30X55X13) SKF	
8	35111055		SEEGER RING I 55 DIN 472	
9	38213800		OIL SEAL 38X55X7	
9	38214207		OIL SEAL 42X55X7	
10	52456336		PTO SHAFT L=193	
10	524C0061		PTO SHAFT 750-16	REPLACES 38214207 + 52456713 FOR THE 360 MODEL
11	58056391		SPRING	
12	37910832		BALL 1/4	
13	56456736		GEAR PIN	
14	37320120		ROLLER CAGE 12X15/10	
15	56456347		GEAR	
16	56356348		ADJUSTING RING	
17	34211042		ROLL PIN	
18	58043086		SHOE	
19	52456390		LEVER	
20	31112211		SCREW TE M10X30 UNI 5739	
21	31421101		WASHER	
22	52456349		GEAR SUPPORT	
23	34213060		ROLL PIN	
24	52456389		LEVER	
25	34213061		ROLL PIN	
26	37141250		BEARING 7205-B OBL SKF	
27	56356328		ADJUSTING RING SP=1,5	
27	56356329		ADJUSTING RING SP=1,6	
27	56356330		ADJUSTING RING SP=1,7	
27	56356331		ADJUSTING RING SP=1,8	
28	35111053		SEEGER RING I 52 UNI 7438	
29	52456354		GEAR	

SERIAL
START

A000993652

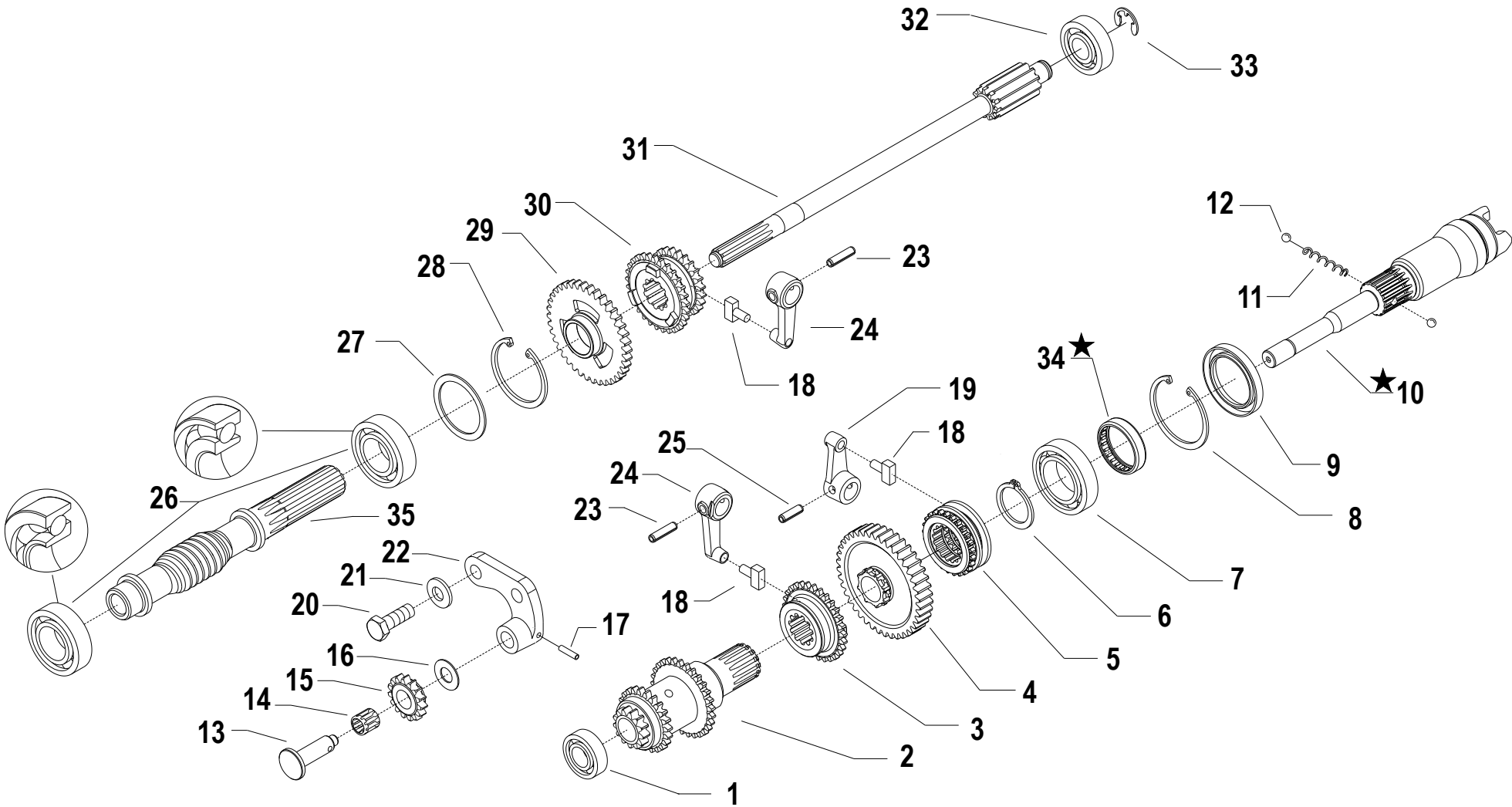
GEARS (340-360)

CODE REV

H.03.02.A0003_04

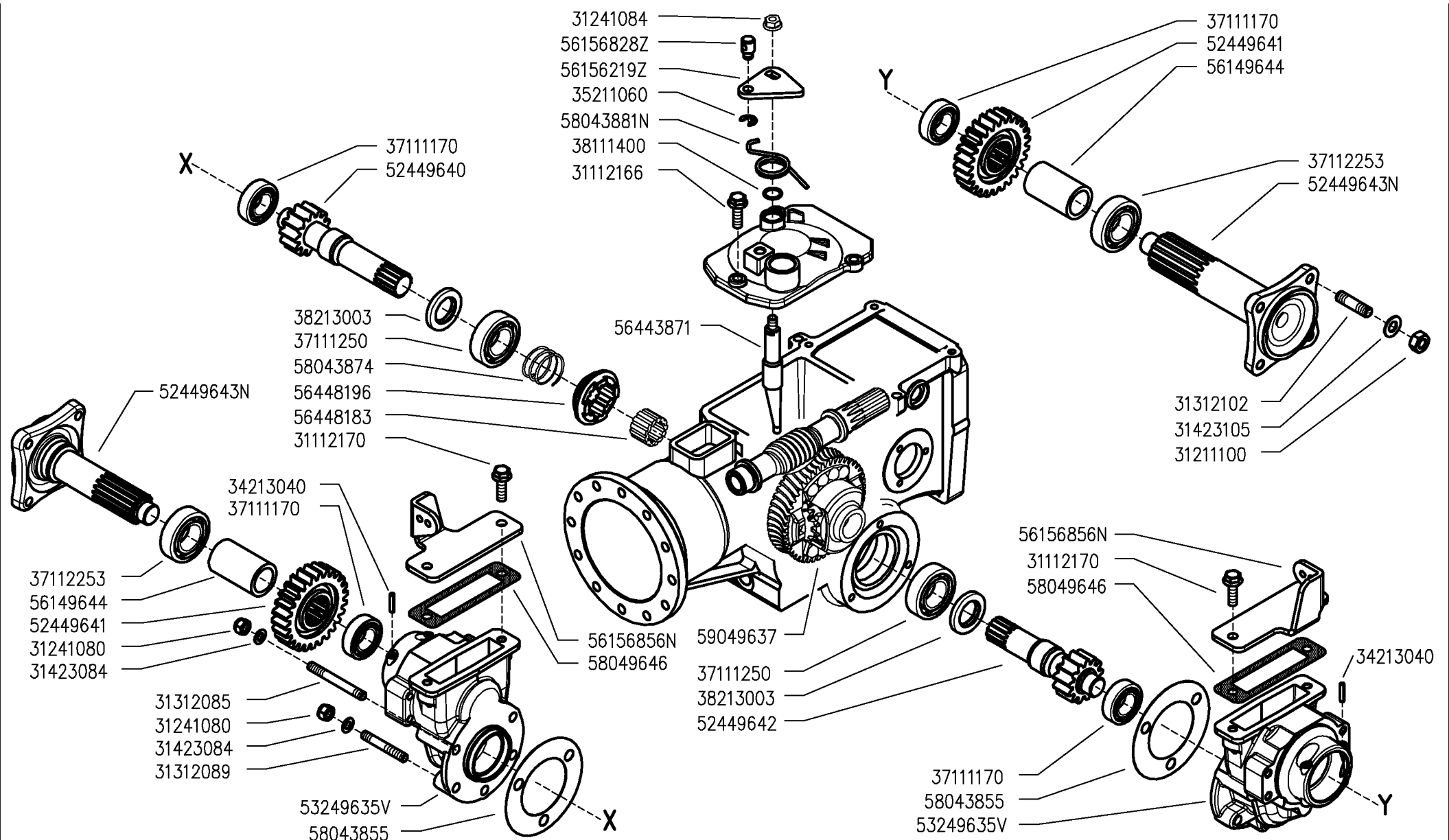
GEARS (340-360)

SERIAL START A000993652



i = info - stop 2 sec. ★ = new part

Pos.	Code	Q.ty	Description	Notes
30	52456360		SLIDER	
31	52456340		SHAFT	
32	37111152		BEARING 6302 (15X42X13) SKF	
33	35211120		SEEGER RING E 12 UNI 7434	
34	37331450		BUSHING R/NI HK (45X52X12)	
35	56456476		SCREW	340
35	56456479		SCREW 4 SN	360



300 serie PS
PowerSafe®

WHEELS AXLE
EJE RUEDAS

ASSE RUOTE
(346-360★)

ESSIEUS ROUES
RÄDACHSE

DALLA MACCHINA
DE LA MAQUINA
FROM THE MACHINE
AB DER MASCHINE

★ N.

AGGIORNAMENTO
APLAZAMIENTO
MISE A JOUR
REVISION
ANPASSUNG

I04

11/2010

Rev.

1

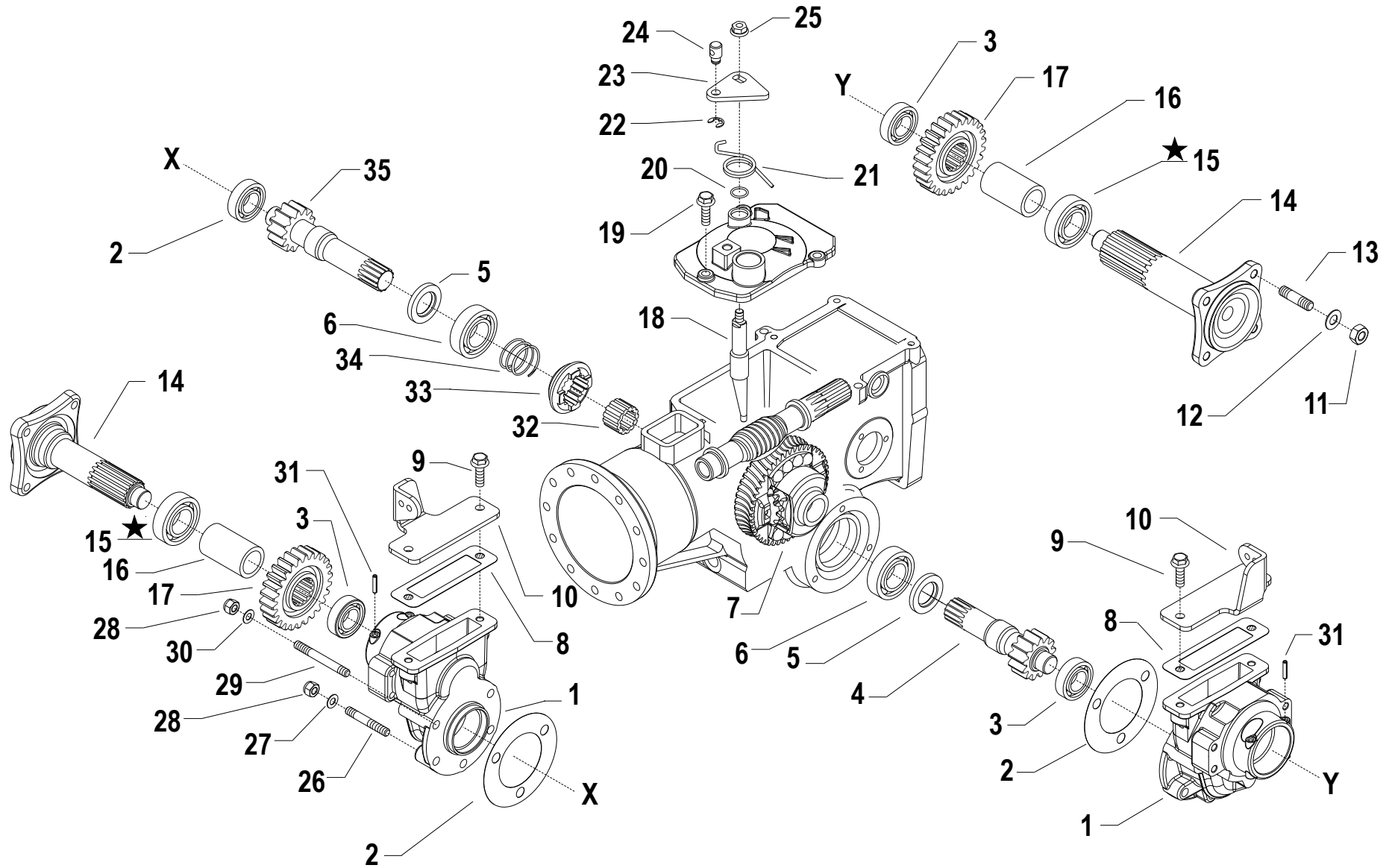
Pos.	Code	Q.ty	Description	Notes
31112166	31112166	1	SCREW TE C/F M8X25 DIN 6921 8G	
31112170	31112170	1	SCREW TE C/F M8X20 DIN 6921	
31211100	31211100	1	NUT M10	
31241080	31241080	1	HEXAGON SELFLOCK NUT M8	
31241084	31241084	1	SELFLOCK NUT M8 6S	
31312085	31312085	1	STUD BOLT M8X80X28X16	
31312089	31312089	1	STUD BOLT M8x52x14x18	
31312102	31312102	1	STUD BOLT M10X40X24X12	
31423084	31423084	1	SPRING WASHER 8,4	
31423105	31423105	1	SPRING WASHER 10,5	
34213040	34213040	1	ROLL PIN	
35211060	35211060	1	SEEGER RING E 6 UNI 7434	
37111170	37111170	1	BEARING 6203 (17X40X12)	
37111250	37111250	1	BEARING	
37112253	37112253	1	BEARING 6205-RS	
38111400	38111400	1	O-RING (14,00X1,78)	
38213003	38213003	1	OIL SEAL 30X47X7	
52449640	52449640	1	REDUCTION SHAFT	
52449641	52449641	1	GEAR	
52449642	52449642	1	REDUCTION SHAFT	
56149644	56149644	1	SPACER	
56443871	56443871	1	ROD	
56448183	56448183	1	SPACER	
56448196	56448196	1	COUPLING	
58043855	58043855	1	GASKET	
58043874	58043874	1	SPRING	
58049646	58049646	1	COVER GASKET	
59049637	59049637	1	DIFFERENTIAL GEAR	
52449643	52449643N	1	AXLE SHAFT	
53249635	53249635V	1	REDUCTION BOX	
56156219	56156219Z	1	LEVER	
56156828	56156828Z	1	STOP	
56156856	56156856N	1	STOP	
58043881	58043881N	1	SPRING	

SERIAL

WHEELS AXLE

CODE REV

I04_1_77517



i = info - stop 2 sec. ★ = new part

Pos.	Code	Q.ty	Description	Notes
1	53249635B		REDUCTION BOX	
2	58043855		GASKET	
3	37111170		BEARING 6203 (17X40X12)	
4	52449642		REDUCTION SHAFT	
5	38213003		OIL SEAL 30X47X7	
6	37111250		BEARING	
7	59049637		DIFFERENTIAL GEAR	
8	58049646		COVER GASKET	
9	31112170		SCREW TE C/F M8X20 DIN 6921	
10	56156856N		STOP	
11	31211100		NUT M10	
12	31423105		SPRING WASHER 10,5	
13	31312102		STUD BOLT M10X40X24X12	
14	52449643N		AXLE SHAFT	
15	37112250		BEARING 6205-2RS (25X52X15)	REPLACE 37112253
16	56149644		SPACER	
17	52449641		GEAR	
18	56443871		ROD	
19	31112166		SCREW TE C/F M8X25 DIN 6921 8G	
20	38111400		O-RING (14,00X1,78)	
21	58043881N		SPRING	
22	35211060		SEEGER RING E 6 UNI 7434	
23	56156219Z		LEVER	
24	56156828Z		STOP	
25	31241084		SELFLOCK NUT M8 6S	
26	31312089		STUD BOLT M8x52x14x18	
27	31423084		SPRING WASHER 8,4	
28	31241080		HEXAGON SELFLOCK NUT M8	
29	31312085		STUD BOLT M8X80X28X16	
30	31423084		SPRING WASHER 8,4	
31	34213040		ROLL PIN	
32	56448183		SPACER	
33	56448196		COUPLING	
34	58043874		SPRING	

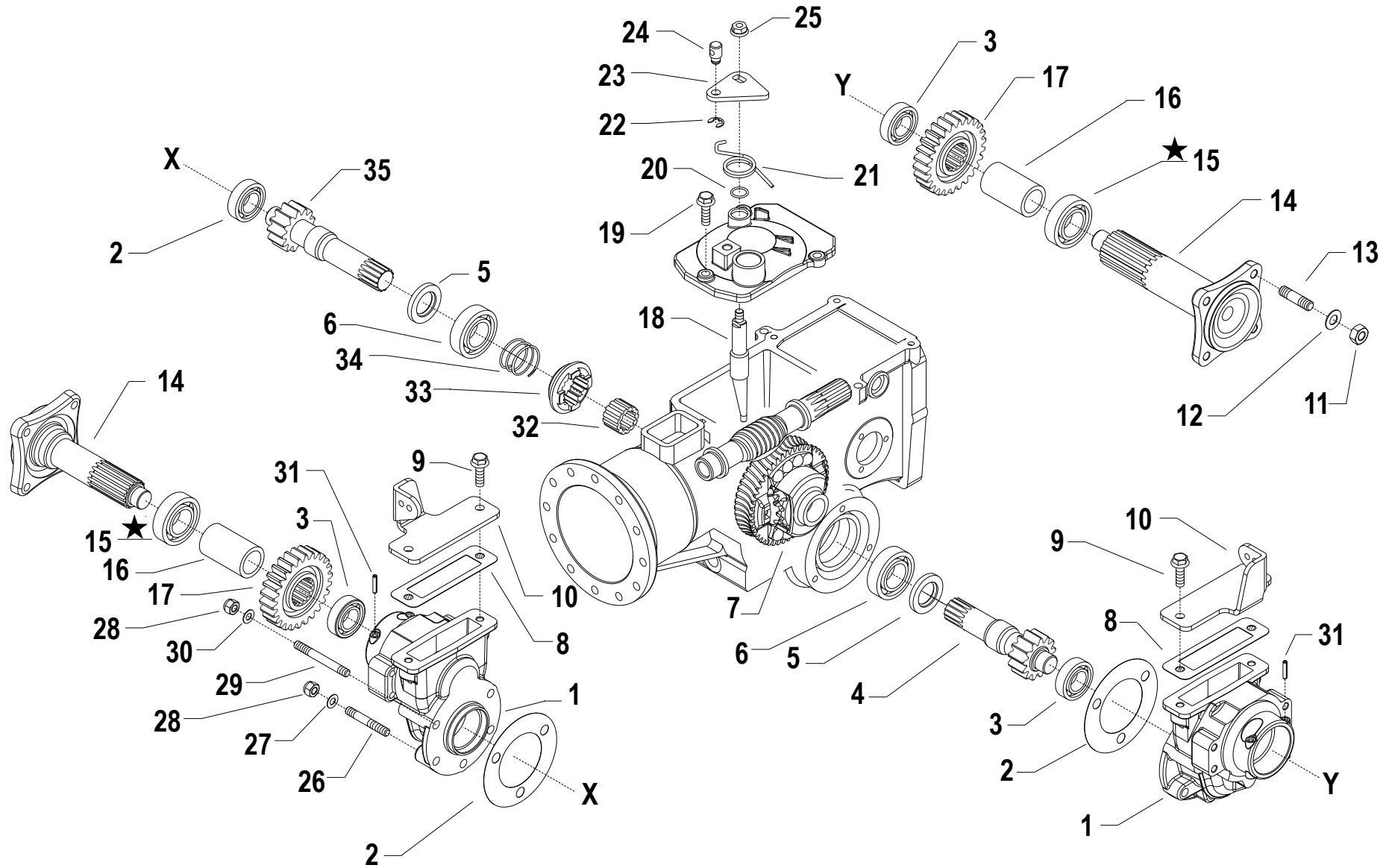
SERIAL
START

A001015624

WHEELS AXLE

CODE REV

I.04.01.A0001_02



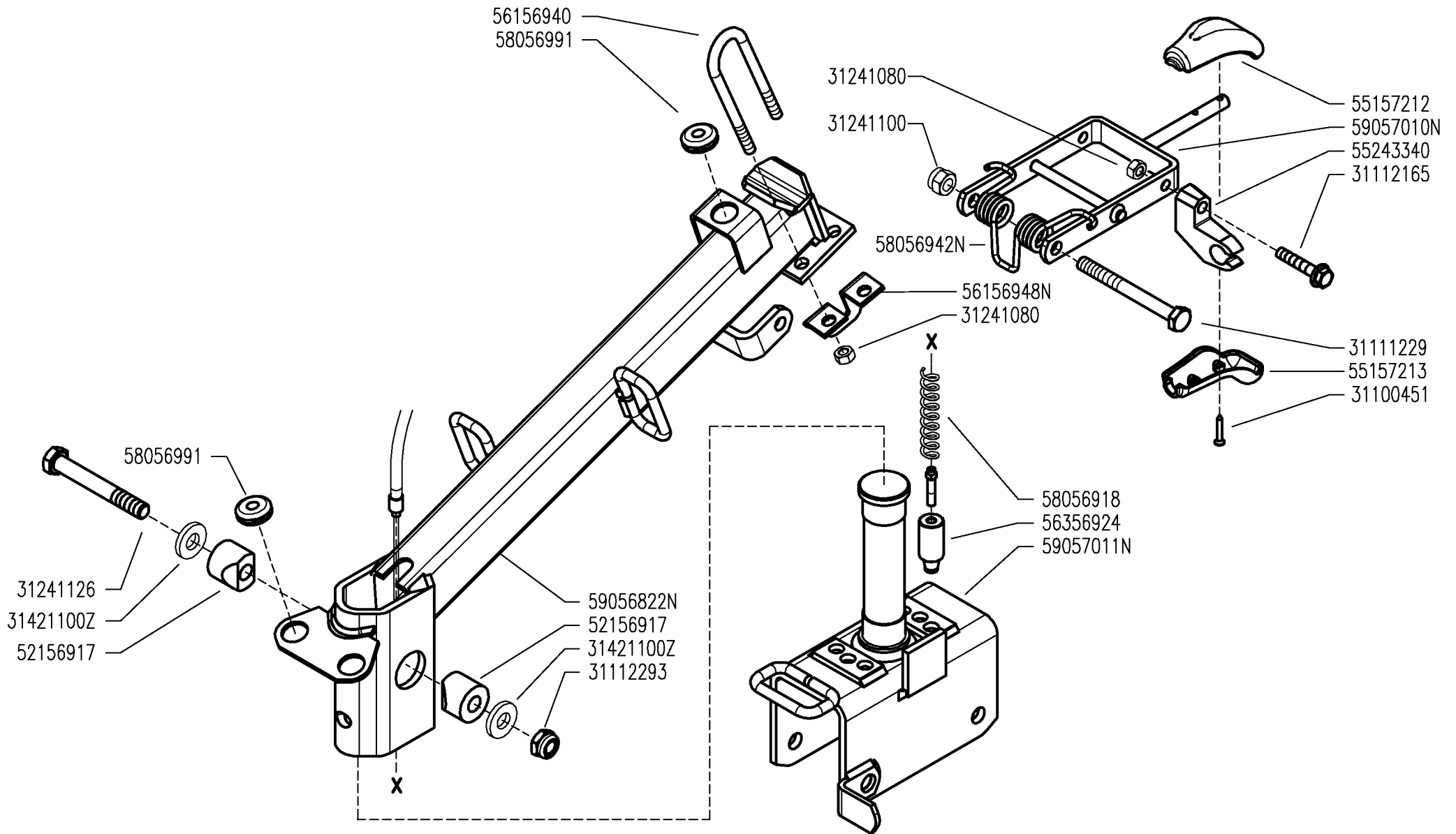
i = info - stop 2 sec. ★ = new part

Pos.	Code	Q.ty	Description	Notes
35	52449640		REDUCTION SHAFT	

SERIAL
START
A001015624

WHEELS AXLE

CODE REV
I.04.01.A0001_02



300 serie PS
PowerSafe®

STEERING COLUMN
COLUMNA

PIANTONE
(340-346-360 ★)

PLANTON
LENKSÄULE

DALLA MACCHINA
DE LA MAQUINA
DE LA MACHINA
FROM THE MACHINE
AB DER MASCHINE

★N.

AGGIORNAMENTO
APLAZAMIENTO
MISE A JOUR
REVISION
ANPASSUNG

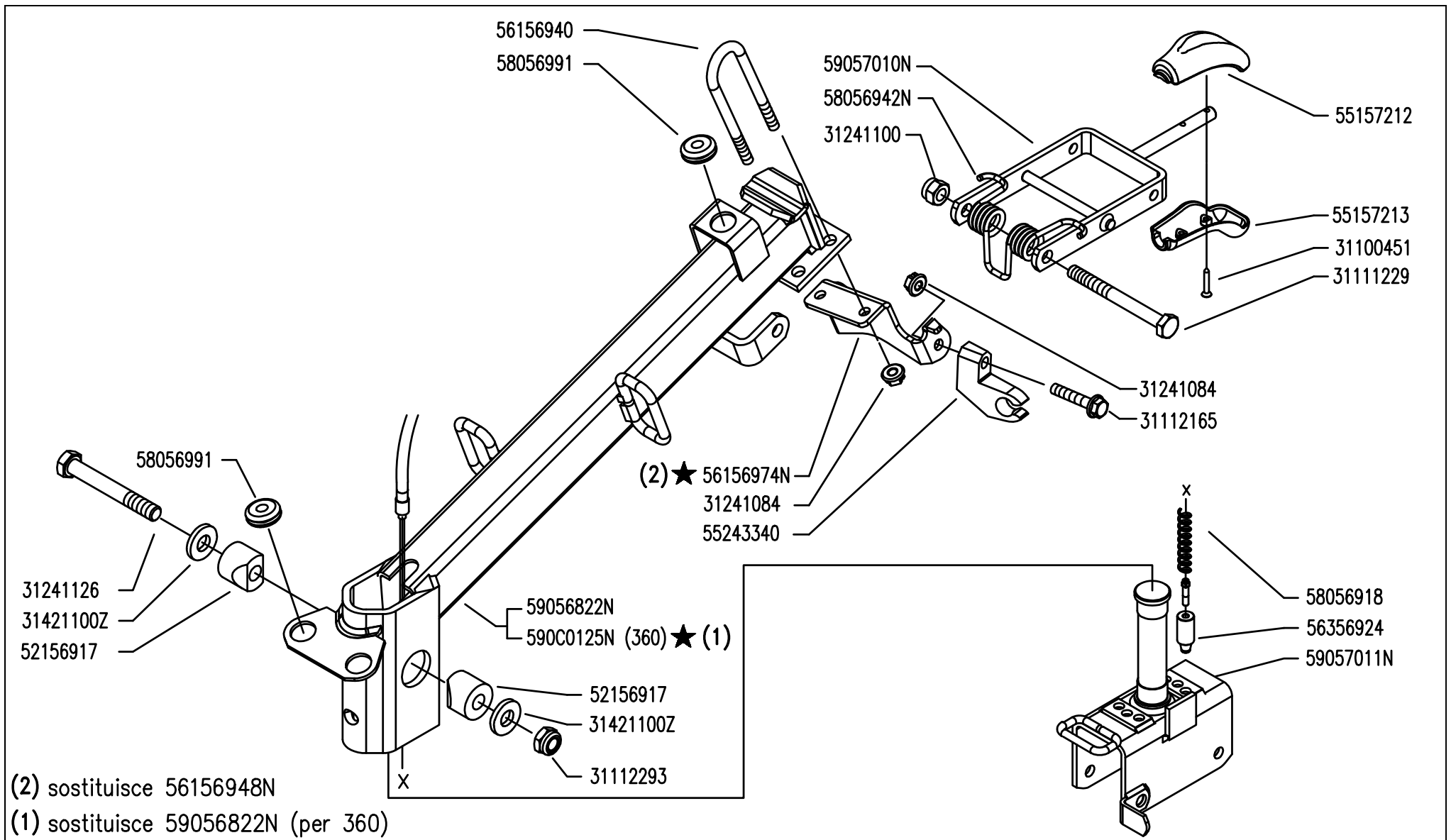
J03

11/2010

Rev.

1

Pos.	Code	Q.ty	Description	Notes
31100451	31100451	1	SCREW 3,5X25	
31111229	31111229	1	SCREW TE M10X110 UNI 5737 8G	
31112165	31112165	1	SCREW TE C/F M8X35 DIN 6921 8G	
31112293	31112293	1	SCREW TE M12X80 UNI 5737	
31241080	31241080	1	HEXAGON SELFLOCK NUT M8	
31241100	31241100	1	SELFLOCK HEXAGON NUT M10	
31241126	31241126	1	SELFLOCK NUT M12	
52156917	52156917	1	WEDGE	
55157212	55157212	1	GRIP	
55157213	55157213	1	GRIP	
55243340	55243340	1	SUPPORT	
56156940	56156940	1	U BOLT	
56356924	56356924	1	FERRULE	
58056918	58056918	1	SPRING	
58056991	58056991	1	CABLE GLAND 90/200/30	
31421100	31421100Z	1	CUP SPRING 25X12,2X1,5 D2093	
56156948	56156948N	1	STOP	
58056942	58056942N	1	SPRING	
59056822	59056822N	1	COLUMN	
59057010	59057010N	1	LEVER	
59057011	59057011N	1	CONNECTION	



(2) sostituisce 56156948N
 (1) sostituisce 59056822N (per 360)

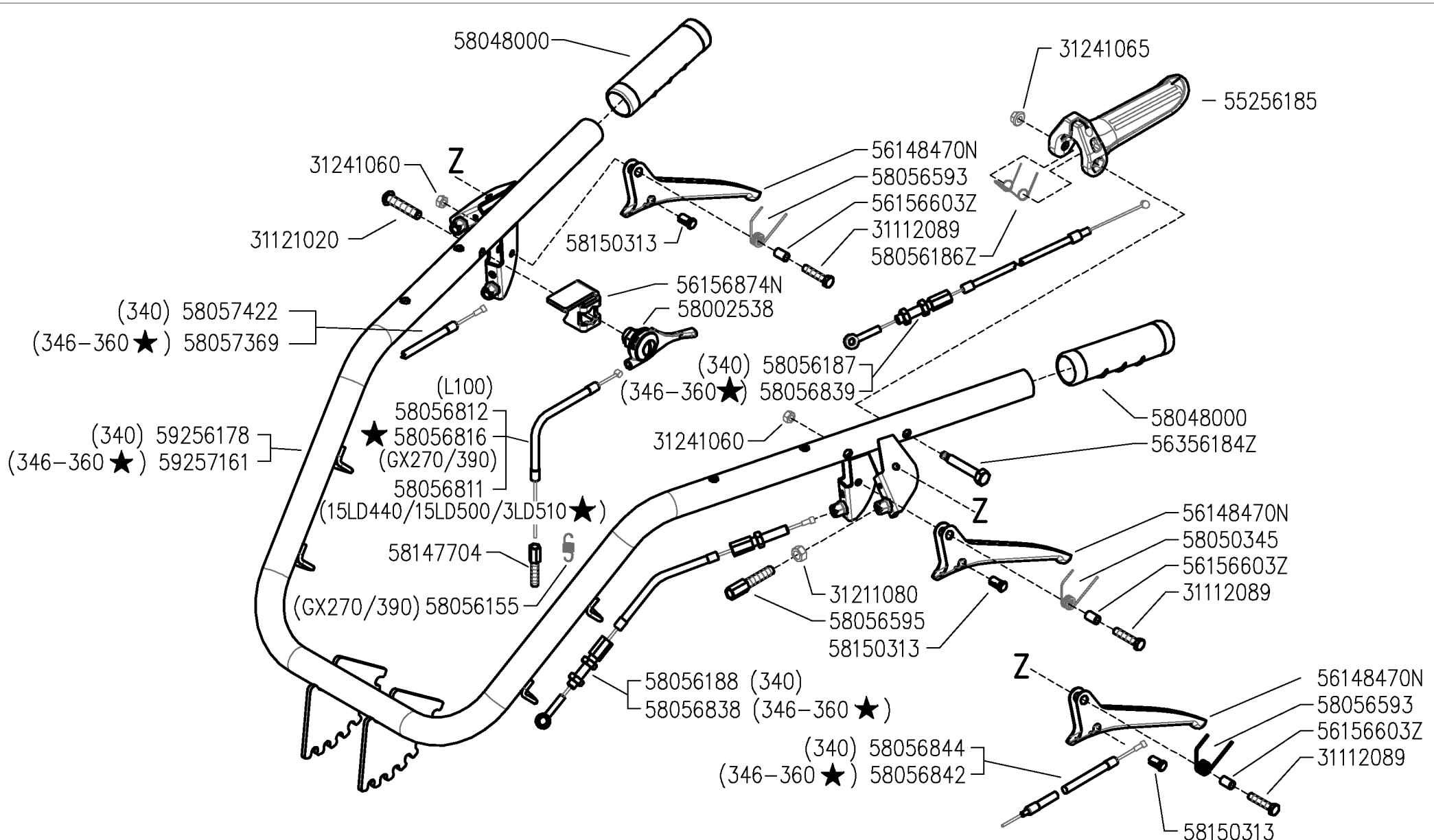
	300 serie PS PowerSafe®	STEERING COLUMN COLUMNA	PIANTONE (340-346-360)	PLANTON LENKSÄULE	DALLA MACCHINA DE LA MAQUINA DE LA MACHINE FROM THE MACHINE AB DER MASCHINE ★ N.	<input type="text"/>	J03	Rev. 2
						<input type="text"/>		
						901936		

Pos.	Code	Q.ty	Description	Notes
31100451	31100451	1	SCREW 3,5X25	
31111229	31111229	1	SCREW TE M10X110 UNI 5737 8G	
31112165	31112165	1	SCREW TE C/F M8X35 DIN 6921 8G	
31112293	31112293	1	SCREW TE M12X80 UNI 5737	
31241084	31241084	1	SELFLOCK NUT M8 6S	
31241100	31241100	1	SELFLOCK HEXAGON NUT M10	
31241126	31241126	1	SELFLOCK NUT M12	
55157212	55157212	1	GRIP	
55157213	55157213	1	GRIP	
55243340	55243340	1	SUPPORT	
56156940	56156940	1	U BOLT	
56356924	56356924	1	FERRULE	
58056918	58056918	1	SPRING	
58056991	58056991	1	CABLE GLAND 90/200/30	
31421100	31421100Z	1	CUP SPRING 25X12,2X1,5 D2093	
56156974	56156974N	1	SUPPORT	
58056942	58056942N	1	SPRING	
59056822	59056822N	1	COLUMN	
59057010	59057010N	1	LEVER	
59057011	59057011N	1	CONNECTION	
590C0125	590C0125N	1	COLUMN	

SERIAL
START
901936

STEERING COLUMN

CODE REV
J03_2_77555



300 serie PS
PowerSafe®

HANDLEBAR
MANILLAR

MANUBRIO
(340-346-360 ★)

MANCHERON
LINCHER

DALLA MACCHINA
DE LA MAQUINA
DE LA MACHINA
FROM THE MACHINE
AB DER MASCHINE

★ N.

AGGIORNAMENTO
APLAZAMIENTO
MISE A JOUR
REVISION
ANPASSUNG

K03

Rev.

1

11/2010

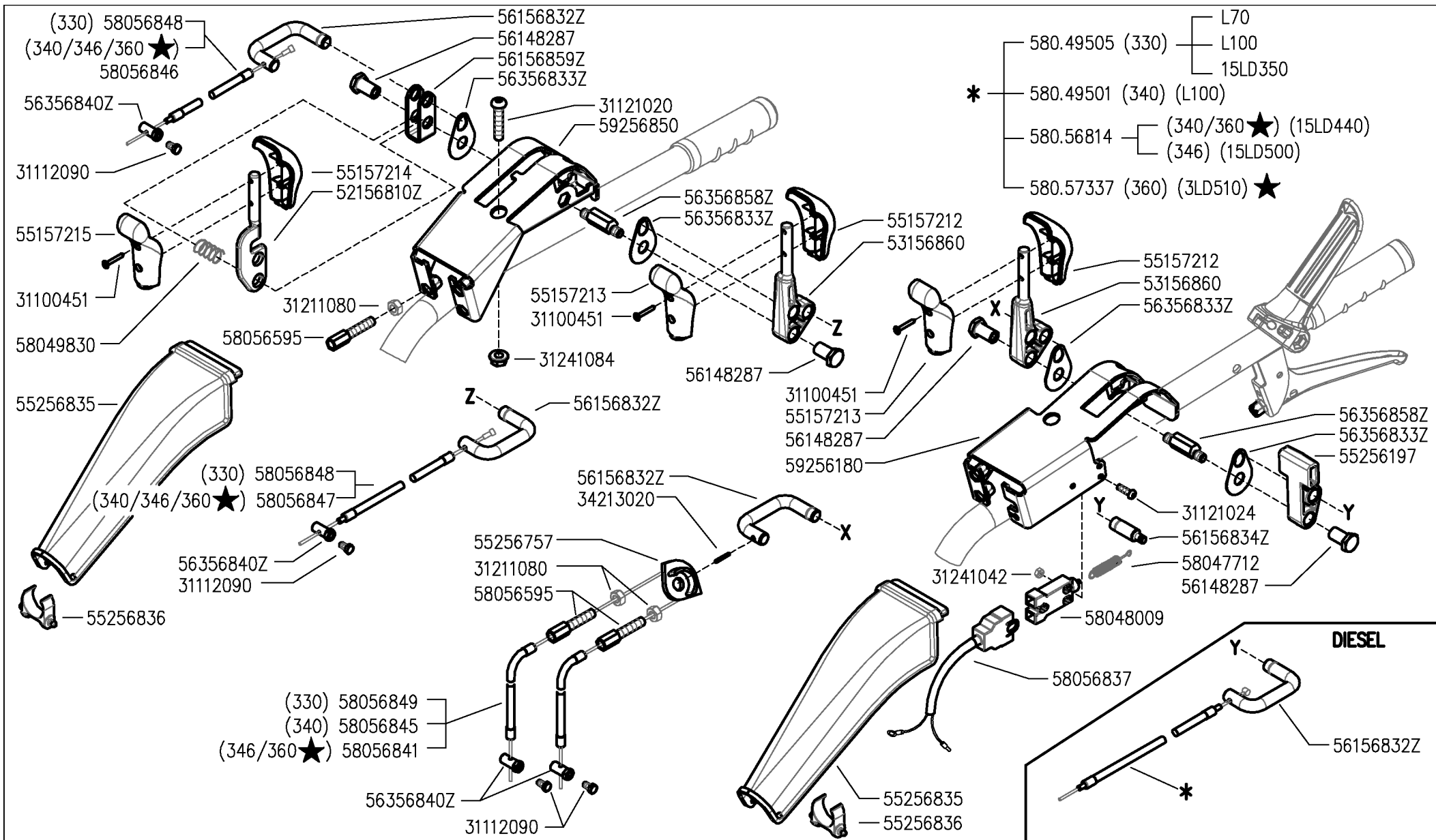
Pos.	Code	Q.ty	Description	Notes
31112089	31112089	1	SCREW TE M6X25 UNI 5739 8G	
31121020	31121020	1	SCREW TBCEI M8X40 ISO7380 10K Z	
31211080	31211080	1	NUT M8	
31241060	31241060	1	HEXAGON SELFLOCK NUT M6	
31241065	31241065	1	SELFLOCK NUT M6	
55256185	55256185	1	LEVER	
58002538	58002538	1	COMMAND LEVER	
58048000	58048000	1	KNOB D=27	
58050345	58050345	1	SPRING	
58056155	58056155	1	RESTORING SPRING	
58056187	58056187	1	LINE L=1725	
58056188	58056188	1	LINE L=1640	
58056593	58056593	1	SPRING	
58056595	58056595	1	ADJUSTING SCREW M8	
58056811	58056811	1	LINE AND SHEATH L=1850	
58056812	58056812	1	LINE AND SHEATH L=1680	
58056816	58056816	1	LINE AND SHEATH L=2135	
58056838	58056838	1	LINE L=1750	
58056839	58056839	1	LINE L=1810	
58056842	58056842	1	LINE AND SHEATH L=1530	
58056844	58056844	1	LINE AND SHEATH L=1350	
58057369	58057369	1	TRANSMISSION	
58057422	58057422	1	COLUMN UNLOCKING TRANSMISSION	
58147704	58147704	1	ADJUSTING SCREW	
58150313	58150313	1	CABLE CLAMP	
59256178	59256178	1	HANDLE BAR	
59257161	59257161	1	HANDLE BAR	
56148470	56148470N	1	LEVER	
56156603	56156603Z	1	SPACER	
56156874	56156874N	1	PANEL	
56356184	56356184Z	1	LEVER PIN	
58056186	58056186Z	1	SPRING	

SERIAL

HANDLEBAR (340_346_360)

CODE REV

K03_1_77574



300 serie PS
PowerSafe®

HANDLEBAR CONTROLS

CONTROLES EN EL MANILLAR

COMANDI SUL MANUBRIO

(330-340-346-360 ★)

CONTROLES SUR LE MANCHERON

KONTROLLEN AM LINCHER

DALLA MACCHINA
DE LA MAQUINA
DE LA MACHINA
FROM THE MACHINE
AB DER MASCHINE

★ N.

AGGIORNAMENTO

APLAZAMIENTO

MISE A JOUR

REVISION

ANPASSUNG

L03

11/2010

Rev.

1

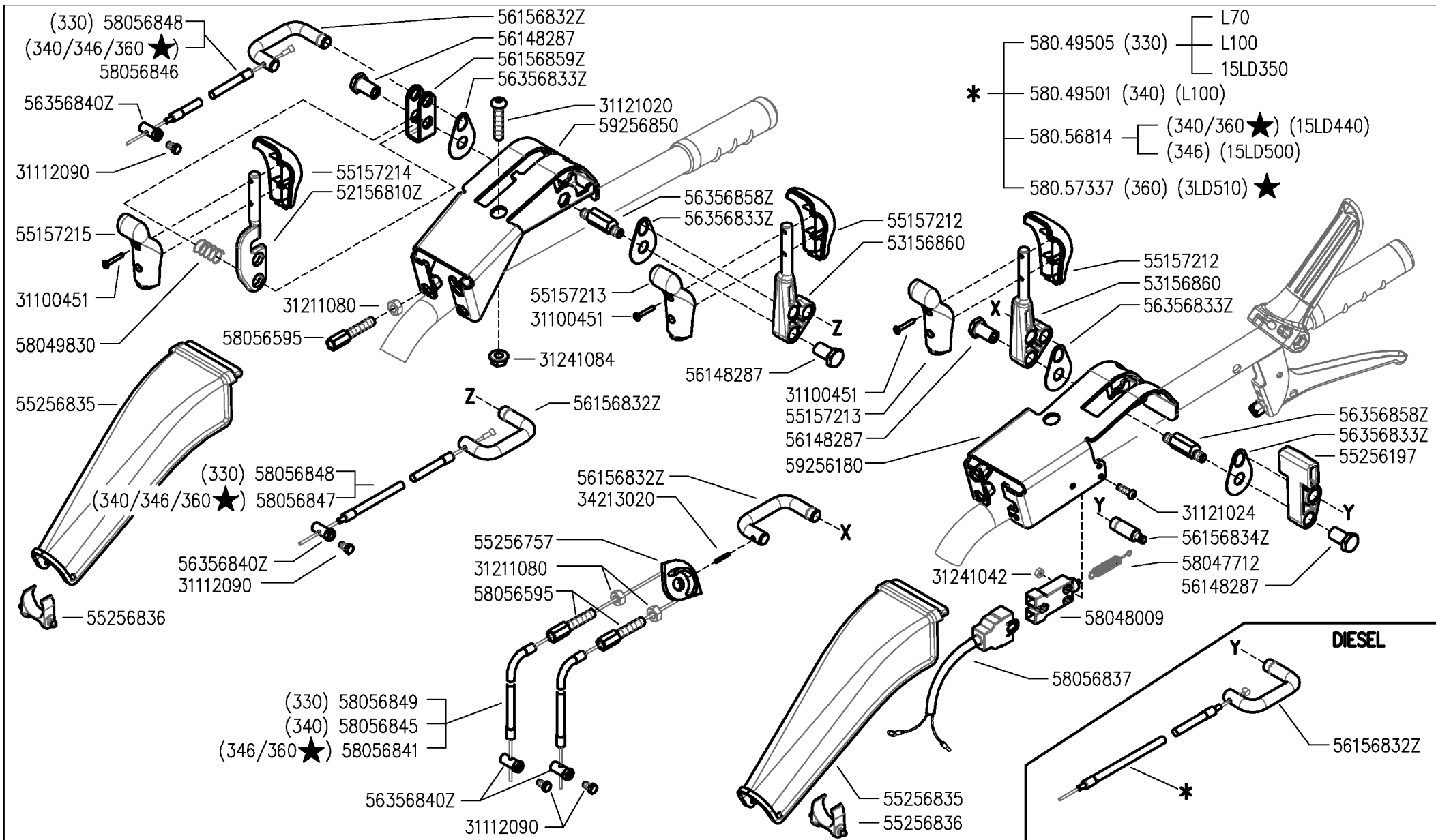
Pos.	Code	Q.ty	Description	Notes
31100451	31100451	1	SCREW 3,5X25	
31112090	31112090	1	SCREW TE M6X16 UNI 5739 8G	
31121020	31121020	1	SCREW TBCEI M8X40 ISO7380 10K Z	
31121024	31121024	1	SCREW TBCEI FL.M4X25	
31211080	31211080	1	NUT M8	
31241042	31241042	1	SELFLOCK NUT M4 FL.6S	
31241084	31241084	1	SELFLOCK NUT M8 6S	
34213020	34213020	1	ROLL PIN	
53156860	53156860	1	COMMAND LEVER	
55157212	55157212	1	GRIP	
55157213	55157213	1	GRIP	
55157214	55157214	1	GRIP	
55157215	55157215	1	GRIP	
55256197	55256197	1	LEVER	
55256757	55256757	1	PULLEY	
55256835	55256835	1	PROTECTION COVER	
55256836	55256836	1	CROSS MEMBER	
56148287	56148287	1	STUD BOLT	
58047712	58047712	1	SPRING	
58048009	58048009	1	SWITCH	
58049501	58049501	1	LINE AND SHEATH (L=1790)	
58049505	58049505	1	LINE AND SHEATH (L=1610)	
58049830	58049830	1	SPRING	
58056595	58056595	1	ADJUSTING SCREW M8	
58056814	58056814	1	LINE AND SHEATH L=1610	
58056837	58056837	1	WIRING	
58056841	58056841	1	LINE AND SHEATH L=1300	
58056845	58056845	1	LINE AND SHEATH L=1200	
58056846	58056846	1	LINE AND SHEATH L=1190	
58056847	58056847	1	LINE AND SHEATH L=1100	
58056848	58056848	1	LINE AND SHEATH L=930	
58056849	58056849	1	LINE AND SHEATH L=1080	
58057337	58057337	1	LINE AND SHEATH (L=1680)	
59256180	59256180	1	SUPPORT	

SERIAL

HANDLEBAR CONTROLS

CODE REV

L03_1_77607



300 serie PS
PowerSafe®

HANDLEBAR CONTROLS

CONTROLES EN EL MANILLAR

COMANDI SUL MANUBRIO

(330-340-346-360 ★)

CONTROLES SUR LE MANCHERON

KONTROLLEN AM LINCHER

DALLA MACCHINA
DE LA MAQUINA
DE LA MACHINA
FROM THE MACHINE
AB DER MASCHINE

★ N.

AGGIORNAMENTO

APLAZAMIENTO

MISE A JOUR

REVISION

ANPASSUNG

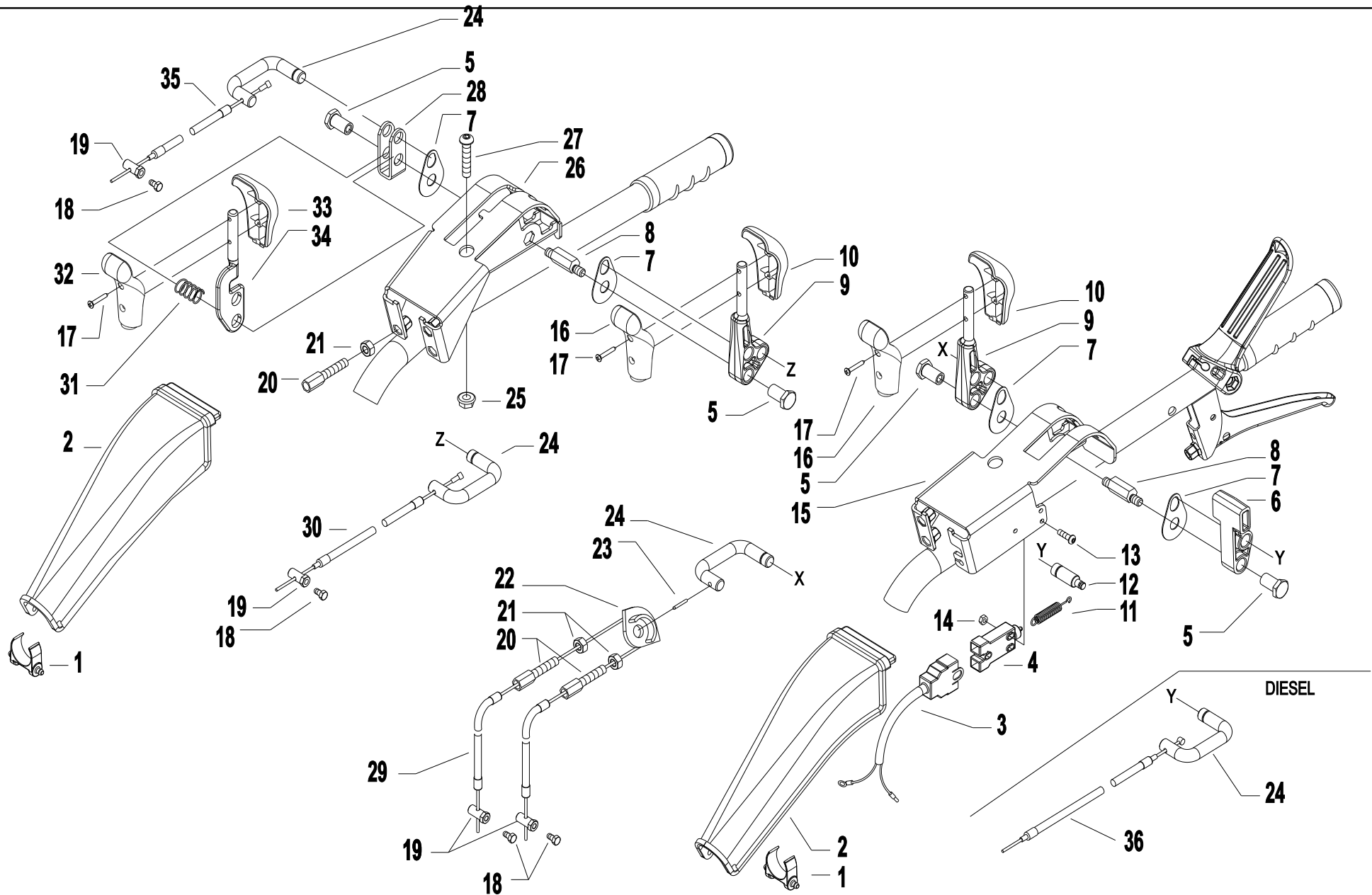
L03

11/2010

Rev.

1

Pos.	Code	Q.ty	Description	Notes
59256850	59256850	1	SUPPORT	
52156810	52156810Z	1	COMMAND LEVER	
56156832	56156832Z	1	U BOLT	
56156834	56156834Z	1	INDEXING BOLT	
56156859	56156859Z	1	FORK	
56356833	56356833Z	1	SMALL PLATE	
56356840	56356840Z	1	CLAMPING SCREW	
56356858	56356858Z	1	PIN	



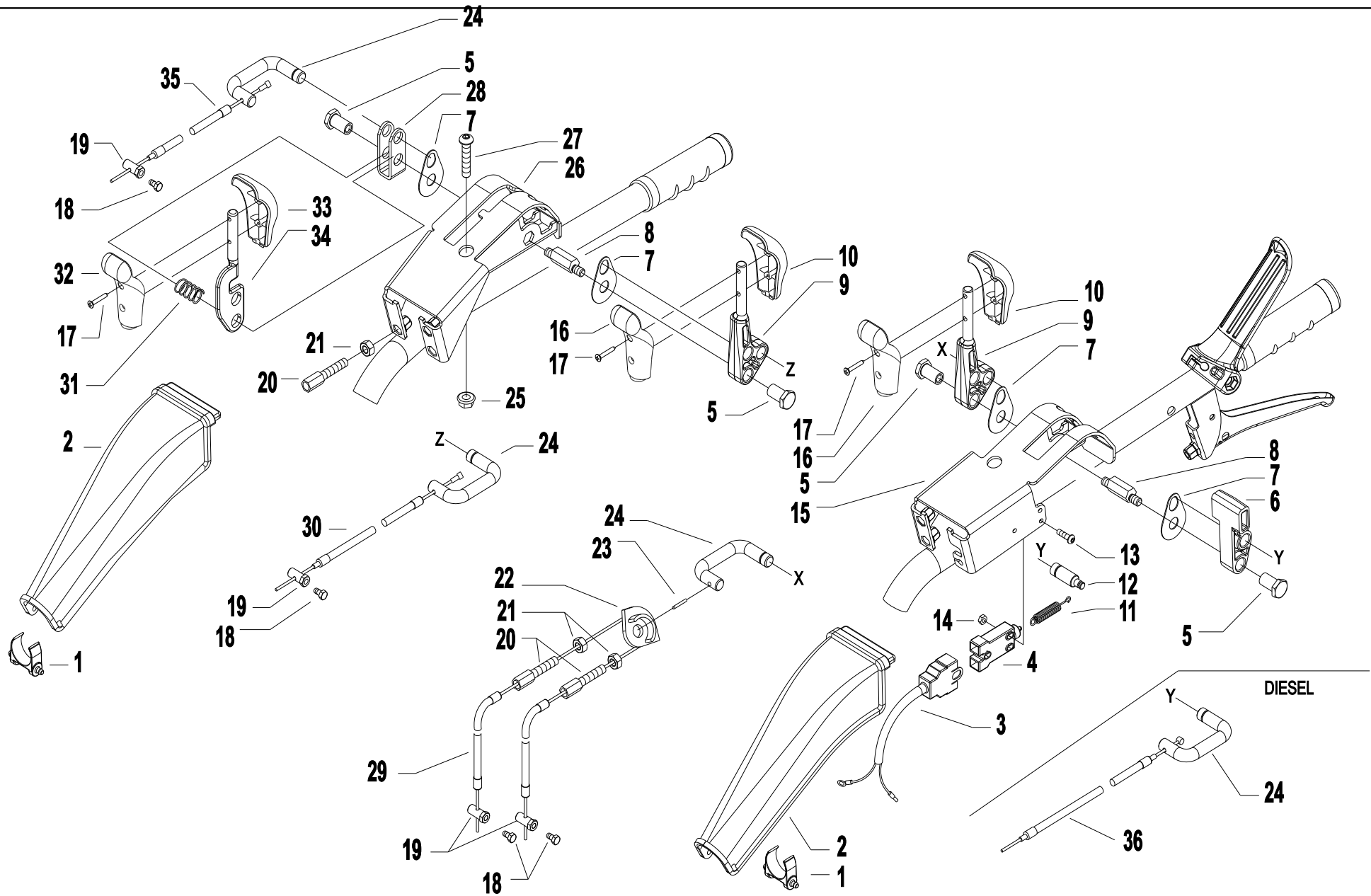
Pos.	Code	Q.ty	Description	Notes
1	55256836	1	CROSS MEMBER	
2	55256835	1	PROTECTION COVER	
3	58056837	1	WIRING	
4	58048009	1	SWITCH	
5	56148287	1	STUD BOLT	
6	55256197	1	LEVER	
7	56356833Z	1	SMALL PLATE	
8	56356858Z	1	PIN	
9	53156860	1	COMMAND LEVER	
10	55157212	1	GRIP	
11	58047712	1	SPRING	
12	56156834Z	1	INDEXING BOLT	
13	31121024	1	SCREW TBCEI FL.M4X25	
14	31241042	1	SELFLOCK NUT M4 FL.6S	
15	59256180	1	SUPPORT	
16	55157213	1	GRIP	
17	31100451	1	SCREW 3,5X25	
18	31112090	1	SCREW TE M6X16 UNI 5739 8G	
19	56356840Z	1	CLAMPING SCREW	
20	58056595	1	ADJUSTING SCREW M8	
21	31211080	1	NUT M8	
22	55256757	1	PULLEY	
23	34213020	1	ROLL PIN	
24	56156832Z	1	U BOLT	
25	31241084	1	SELFLOCK NUT M8 6S	
26	59256850	1	SUPPORT	
27	31121020	1	SCREW TBCEI M8X40 ISO7380 10K Z	
28	56156859Z	1	FORK	
29	58056841	1	LINE AND SHEATH L=1300	For models 346/360 PS Series
29	58056845	1	LINE AND SHEATH L=1200	For the 340 model series PS
29	58056849	1	LINE AND SHEATH L=1080	For models 330/338 PS Series
30	58056847	1	LINE AND SHEATH L=1100	For models 340/346/360 PS Series
30	58056848	1	LINE AND SHEATH L=930	For models 330/338 PS Series
31	58049830	1	SPRING	

SERIAL

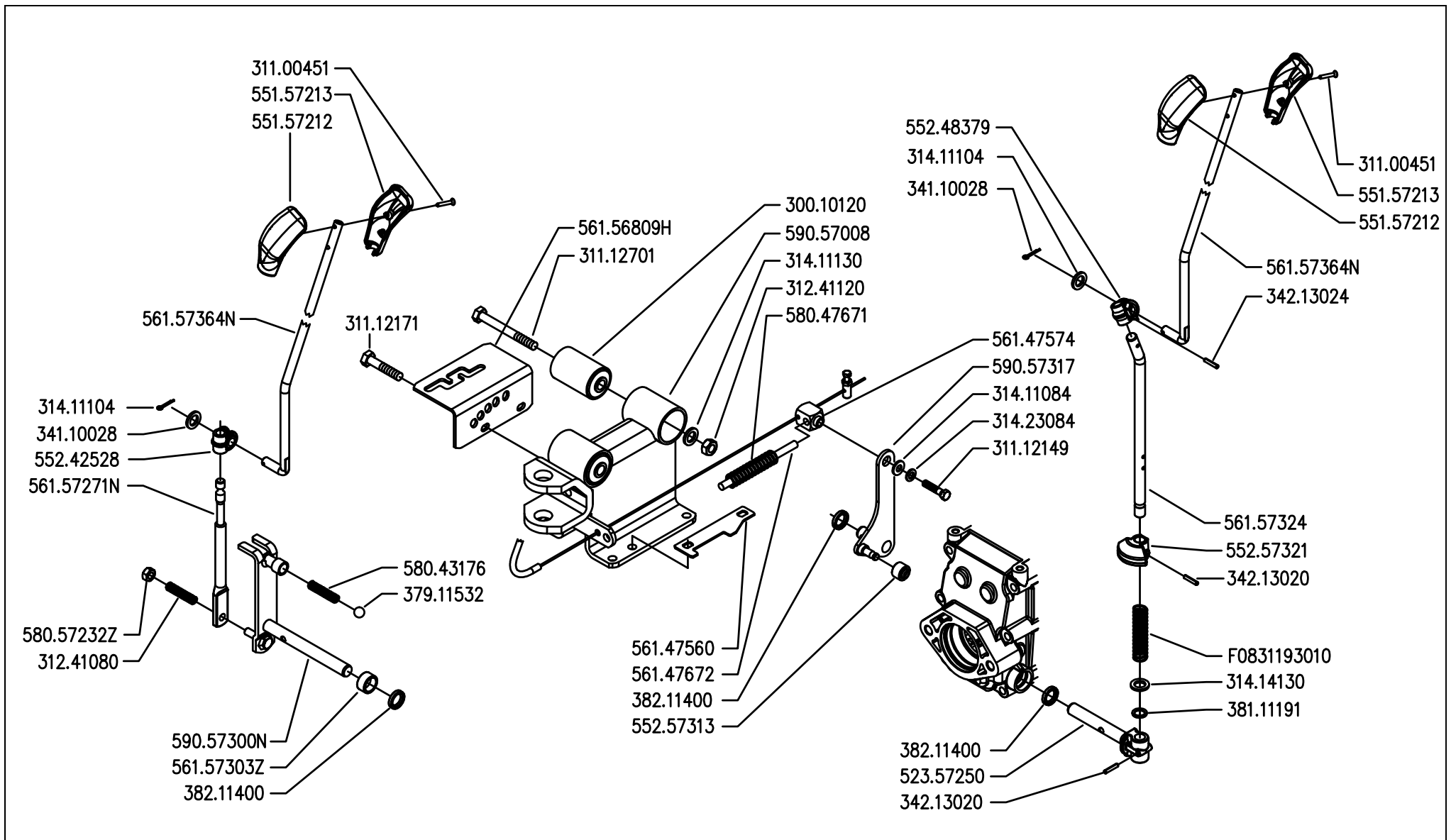
HANDLEBAR CONTROLS

CODE REV

L.03.01.A0003_02



Pos.	Code	Q.ty	Description	Notes
32	55157215	1	GRIP	
33	55157214	1	GRIP	
34	52156810Z	1	COMMAND LEVER	
35	58056846	1	LINE AND SHEATH L=1190	For models 340/346/360 PS Series
35	58056848	1	LINE AND SHEATH L=930	For models 330/338 PS Series
36	58057337	1	LINE AND SHEATH (L=1680)	For Model 360 series PS engine 3LD510
36	58056814	1	LINE AND SHEATH L=1610	For models 340/360 series PS engine 15LD440. For model
36	58049501	1	LINE AND SHEATH (L=1790)	For model series 340 PS engine with L100
36	58049505	1	LINE AND SHEATH (L=1610)	For models 330/338 series engines with PS L70/L100/15LD350



300 serie PS
PowerSafe®

CONTROLS
MANDOS

COMANDI
(340-346-360 ★)

COMMANDES
ANTRIEBE

DALLA MACCHINA
DE LA MAQUINA
DE LA MACHINA
FROM THE MACHINE
AB DER MASCHINE

★ N.

AGGIORNAMENTO
APLAZAMIENTO
MISE A JOUR
REVISION
ANPASSUNG

M03 1

11/2010

Rev.

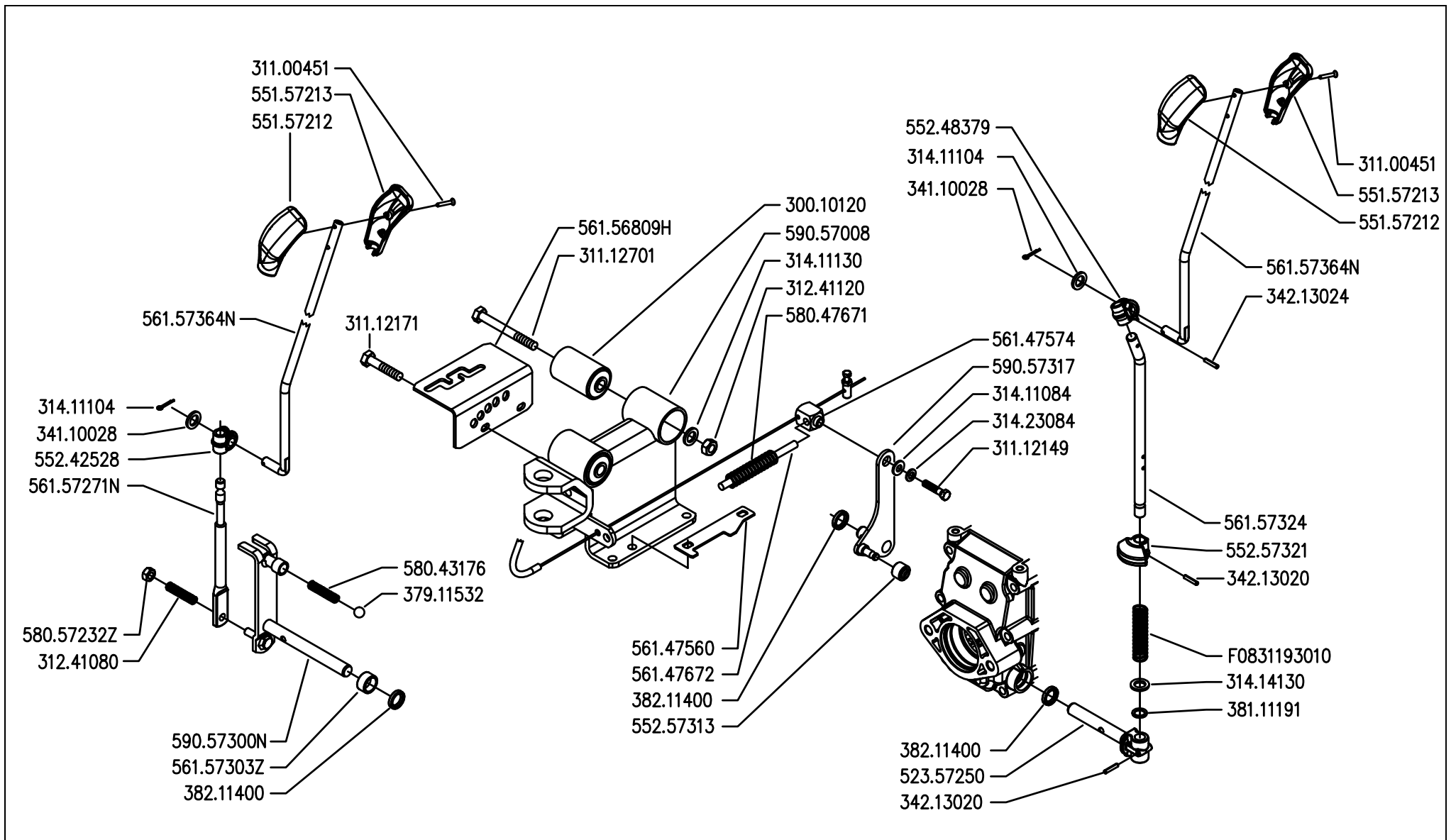
Pos.	Code	Q.ty	Description	Notes
30010120	30010120	1	SILENT-BLOCK 12X40X58X66	
31100451	31100451	1	SCREW 3,5X25	
31112149	31112149	1	SCREW TE M8X12 UNI 5739 8G	
31112171	31112171	1	SCREW TE C/F M8X16 DIN 6921	
31112701	31112701	1	SCREW TE M12X100 UNI 5737	
31241080	31241080	1	HEXAGON SELFLOCK NUT M8	
31241120	31241120	1	SELFLOCK NUT M12	
31411084	31411084	1	WASHER 8,4x17	
31411104	31411104	1	WASHER 10,5x18	
31411130	31411130	1	WASHER 13x24	
31414130	31414130	1	WASHER 13	
31423084	31423084	1	SPRING WASHER 8,4	
34110028	34110028	1	SPLIT PIN A3X15 UNI 1336	
34213020	34213020	1	ROLL PIN	
34213024	34213024	1	ROLL PIN	
37911532	37911532	1	BALL 15/32	
38111191	38111191	1	O-RING 115 (11,91X2,62)	
38211400	38211400	1	OIL SEAL 14X22X4	
52357250	52357250	1	PIN	
55157212	55157212	1	GRIP	
55157213	55157213	1	GRIP	
55242528	55242528	1	JOINT	
55248379	55248379	1	JOINT	
55257313	55257313	1	ROLLER	
55257321	55257321	1	STOP	
56147560	56147560	1	STOP	
56147574	56147574	1	SMALL BLOCK	
56147672	56147672	1	GUIDE PIN	
56157324	56157324	1	PTO LEVER	
58043176	58043176	1	SPRING	
58047671	58047671	1	SPRING	
59057008	59057008	1	SUPPORT	
59057317	59057317	1	LEVER	
56156809	56156809H	1	GEAR SELECTOR	

SERIAL

CONTROLS (340_346_360)

CODE REV

M03_1_77650



300 serie PS
PowerSafe®

CONTROLS
MANDOS

COMANDI
(340-346-360 ★)

COMMANDES
ANTRIEBE

DALLA MACCHINA
DE LA MAQUINA
DE LA MACHINA
FROM THE MACHINE
AB DER MASCHINE



AGGIORNAMENTO
APLAZAMIENTO
MISE A JOUR
REVISION
ANPASSUNG

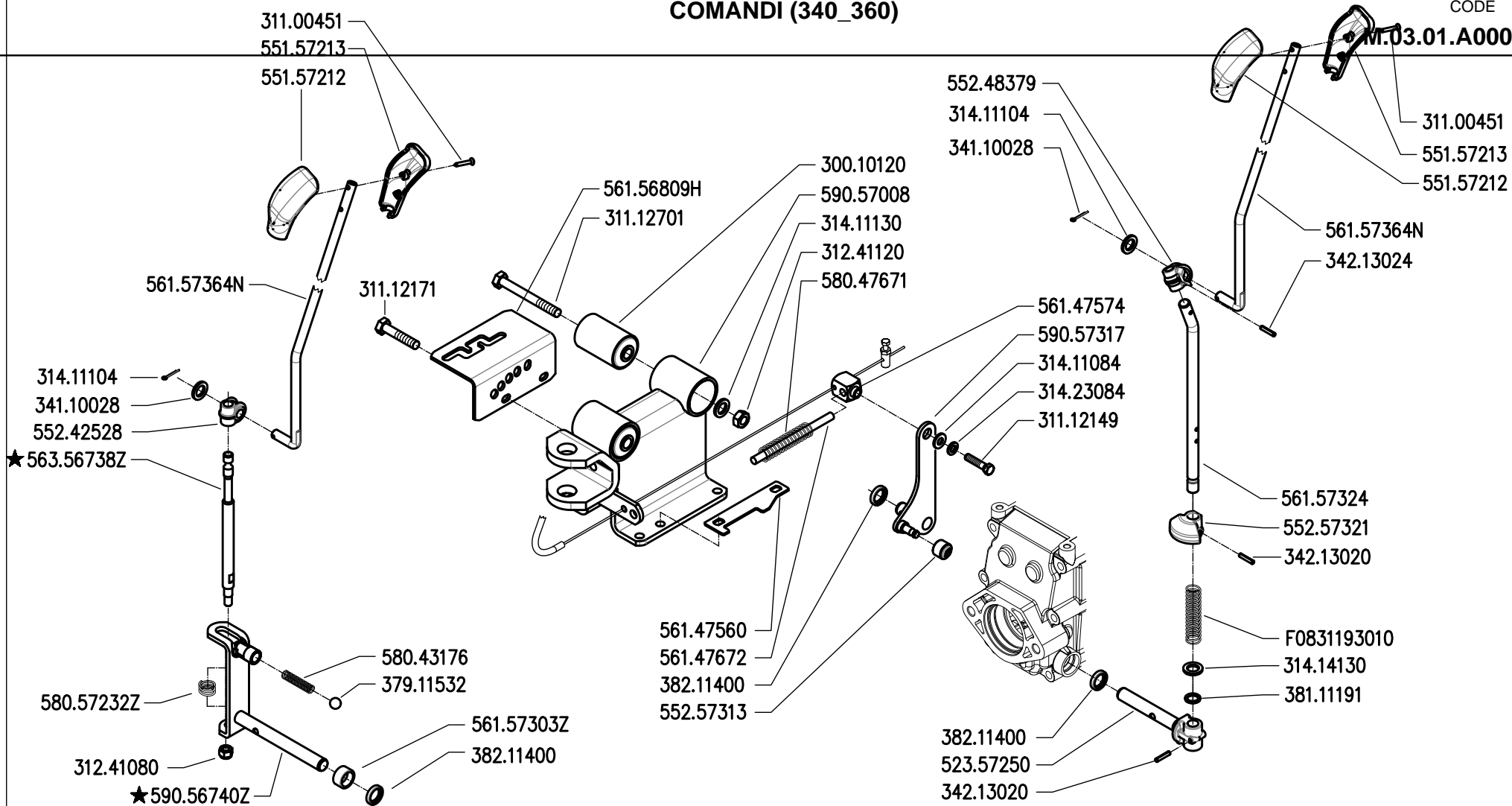
M03 1

11/2010

Rev.

Pos.	Code	Q.ty	Description	Notes
56157271	56157271N	1	COMMAND LEVER	
56157303	56157303Z	1	SPACER	
56157364	56157364N	1	PULL ROD	
58057232	58057232Z	1	SPRING	
59057300	59057300N	1	GEAR LEVER	
F0831193	F0831193010	1	SPRING DM.15X70	

COMANDI (340_360)



Pos.	Code	Q.ty	Description	Notes
30010120	30010120	1	SILENT-BLOCK 12X40X58X66	
31100451	31100451	1	SCREW 3,5X25	
31112149	31112149	1	SCREW TE M8X12 UNI 5739 8G	
31112171	31112171	1	SCREW TE C/F M8X16 DIN 6921	
31112701	31112701	1	SCREW TE M12X100 UNI 5737	
31241080	31241080	1	HEXAGON SELFLOCK NUT M8	
31241120	31241120	1	SELFLOCK NUT M12	
31411084	31411084	1	WASHER 8,4x17	
31411104	31411104	1	WASHER 10,5x18	
31411130	31411130	1	WASHER 13x24	
31414130	31414130	1	WASHER 13	
31423084	31423084	1	SPRING WASHER 8,4	
34110028	34110028	1	SPLIT PIN A3X15 UNI 1336	
34213020	34213020	1	ROLL PIN	
34213024	34213024	1	ROLL PIN	
37911532	37911532	1	BALL 15/32	
38111191	38111191	1	O-RING 115 (11,91X2,62)	
38211400	38211400	1	OIL SEAL 14X22X4	
52357250	52357250	1	PIN	
55157212	55157212	1	GRIP	
55157213	55157213	1	GRIP	
55242528	55242528	1	JOINT	
55248379	55248379	1	JOINT	
55257313	55257313	1	ROLLER	
55257321	55257321	1	STOP	
56147560	56147560	1	STOP	
56147574	56147574	1	SMALL BLOCK	
56147672	56147672	1	GUIDE PIN	
56157324	56157324	1	PTO LEVER	
58043176	58043176	1	SPRING	
58047671	58047671	1	SPRING	
59057008	59057008	1	SUPPORT	
59057317	59057317	1	LEVER	
56156809	56156809H	1	GEAR SELECTOR	

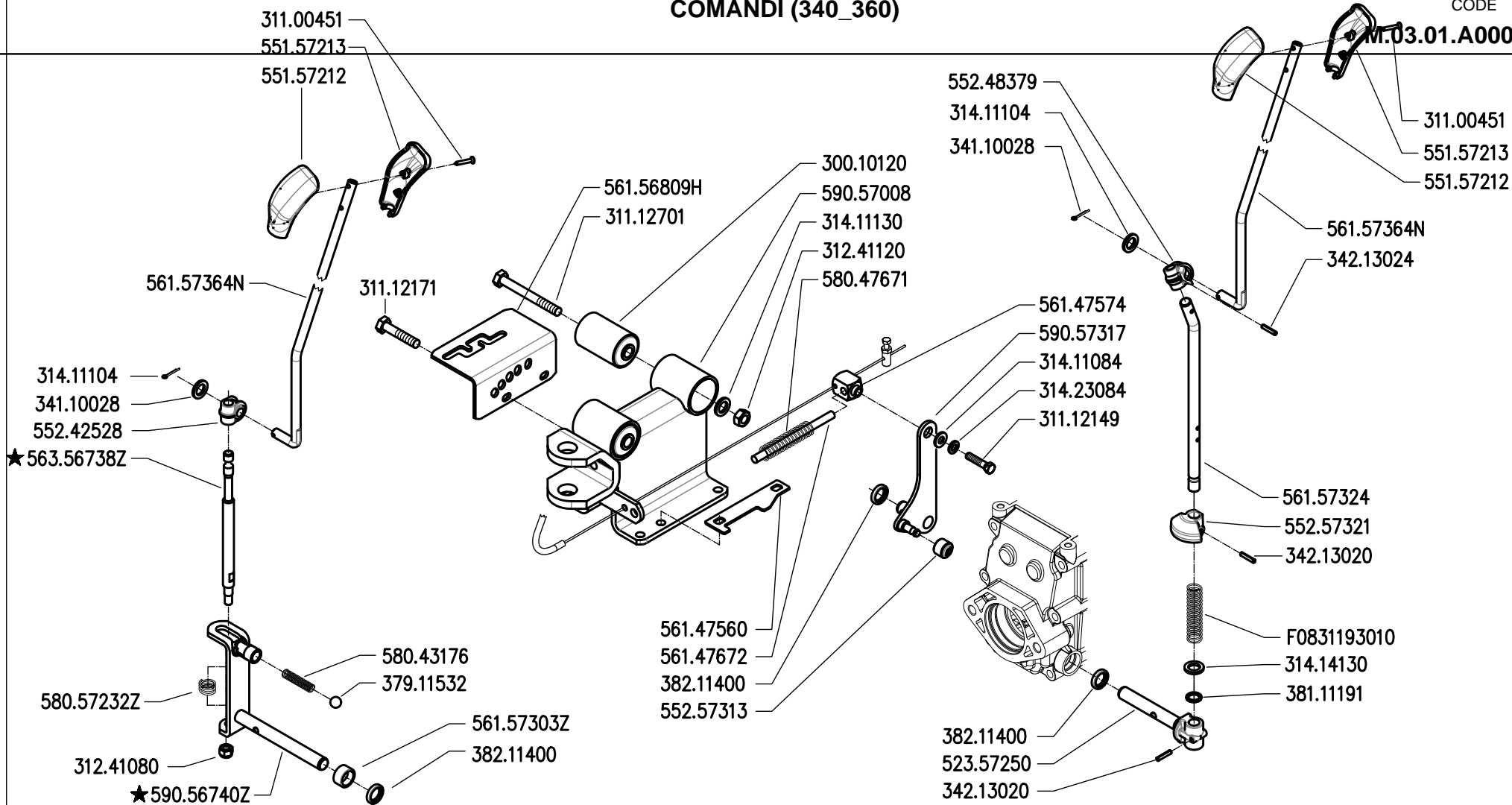
SERIAL

COMANDI (340_360)

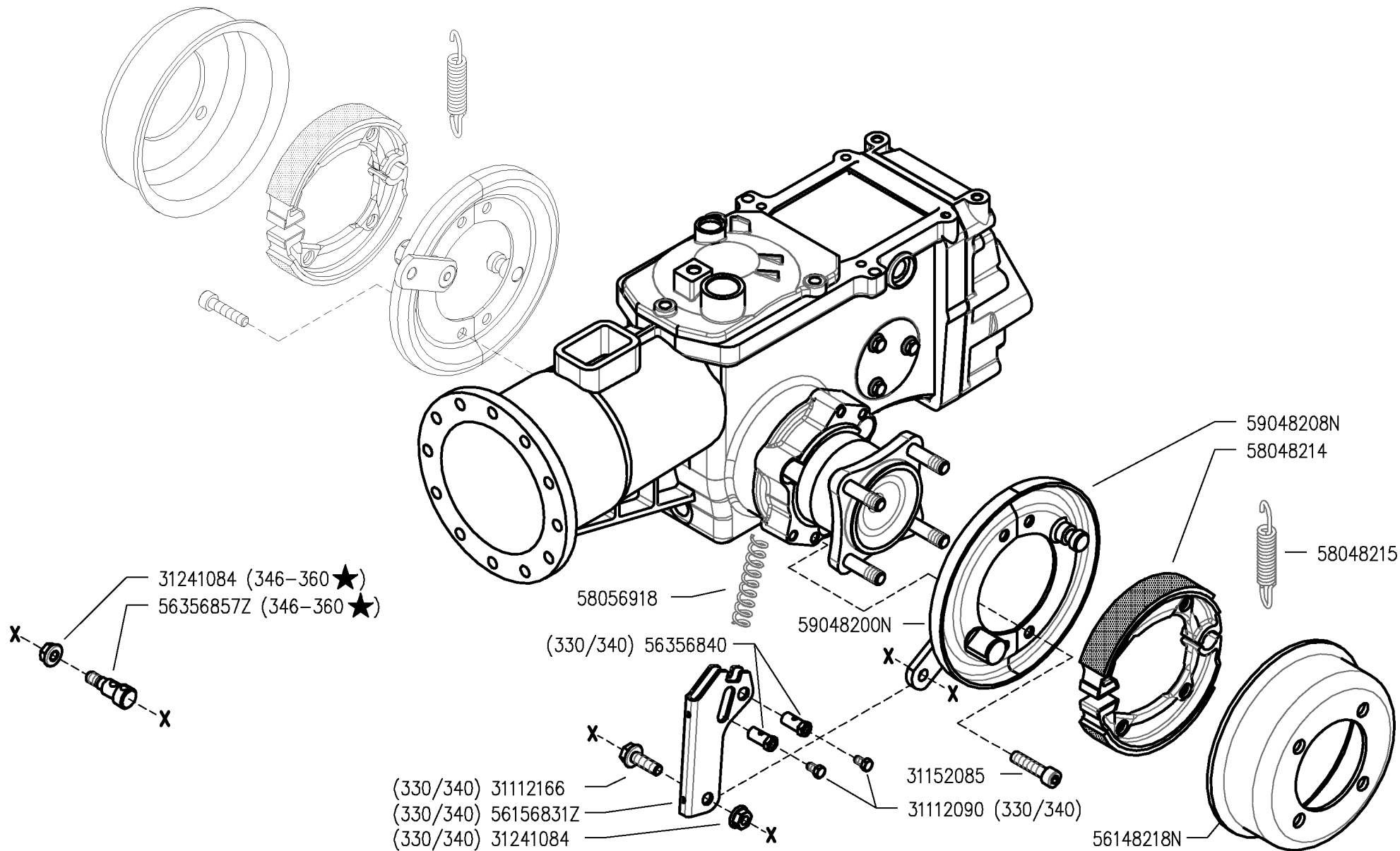
CODE REV

M.03.01.A0003_02

COMANDI (340_360)



Pos.	Code	Q.ty	Description	Notes
56356738	56356738	1	COMMAND LEVER	
56157303	56157303Z	1	SPACER	
56157364	56157364N	1	PULL ROD	
58057232	58057232Z	1	SPRING	
59057300	59056740Z	1	LEVA CAMBIO LUNGO 3+3 C.TA ZNT	
F0831193	F0831193010	1	SPRING DM.15X70	



300 serie PS
PowerSafe®

BRAKES
FRENOS

FRENI
(330-340-346-360 ★)

FREINS
BREMSEN

DALLA MACCHINA
DE LA MAQUINA
DE LA MACHINA
FROM THE MACHINE
AB DER MASCHINE

★ N.

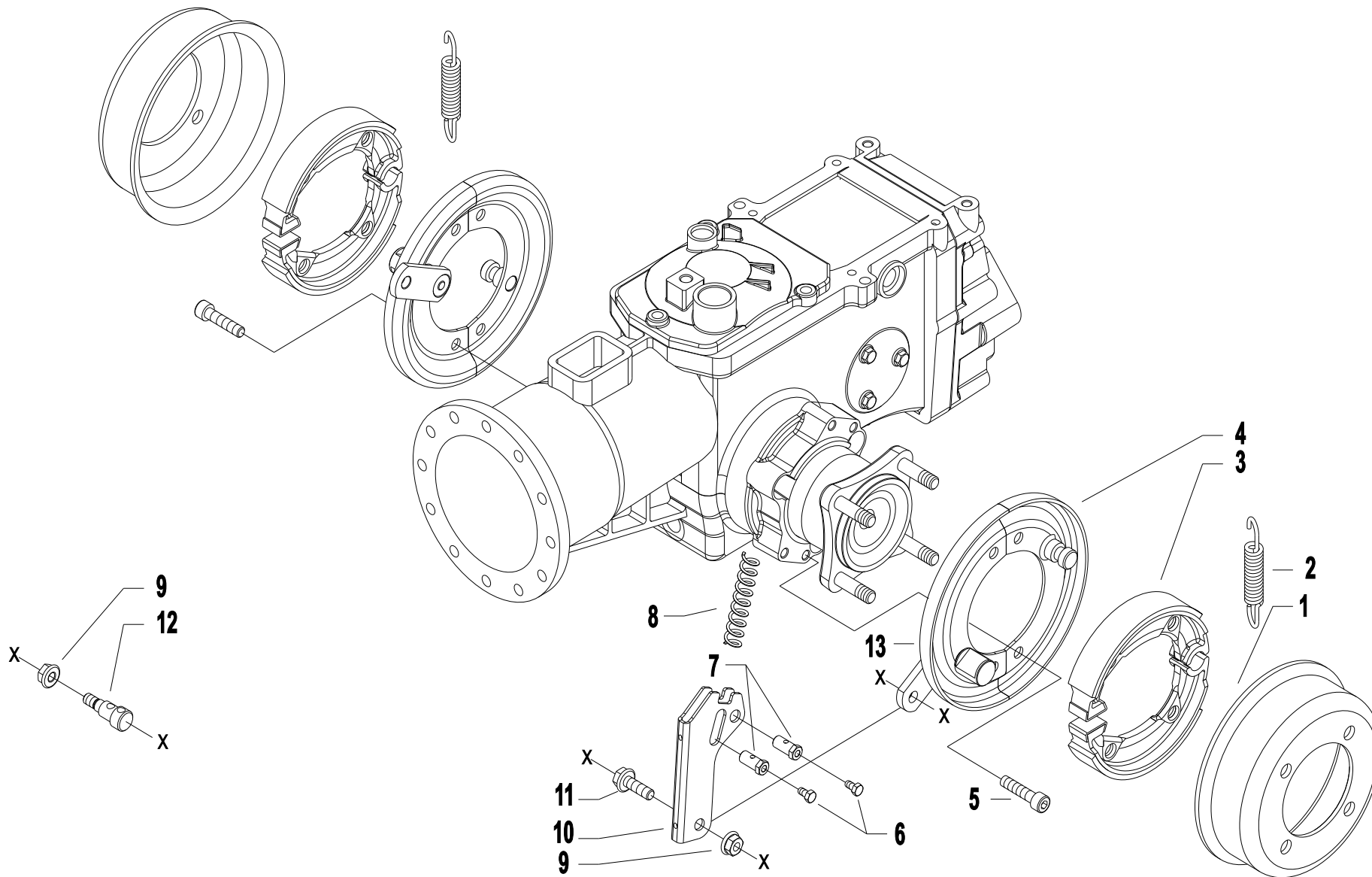
AGGIORNAMENTO
APLAZAMIENTO
MISE A JOUR
REVISION
ANPASSUNG

N02 1

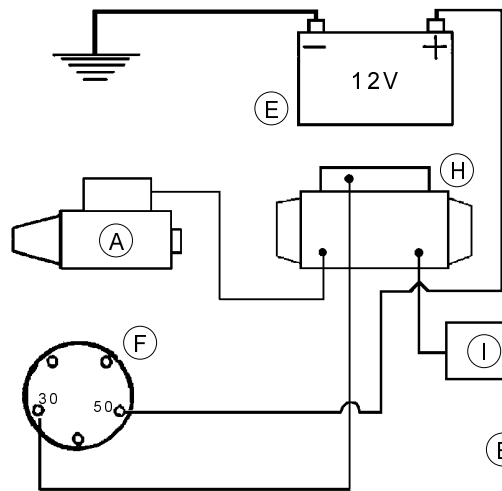
11/2010

Rev.

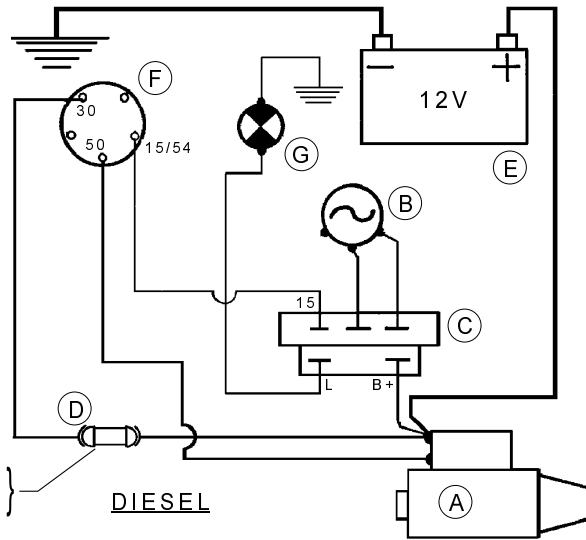
Pos.	Code	Q.ty	Description	Notes
31112090	31112090	1	SCREW TE M6X16 UNI 5739 8G	
31112166	31112166	1	SCREW TE C/F M8X25 DIN 6921 8G	
31152085	31152085	1	SCREW TCEI M8X25 UNI 5931	
31241084	31241084	1	SELFLOCK NUT M8 6S	
56356840	56356840	1	CLAMPING SCREW	
58048214	58048214	1	BRAKE BLOCK	
58048215	58048215	1	SPRING	
58056918	58056918	1	SPRING	
56148218	56148218N	1	BRAKE DRUM	
56156831	56156831Z	1	FORK	
56356857	56356857Z	1	STOP	
59048200	59048200N	1	HALF DISC	
59048208	59048208N	1	HALF DISC	



Pos.	Code	Q.ty	Description	Notes
1	56148218N	1	BRAKE DRUM	
2	58048215	1	SPRING	
3	58048214	1	BRAKE BLOCK	
4	59048208N	1	HALF DISC	
5	31152085	1	SCREW TCEI M8X25 UNI 5931	
6	31112090	1	SCREW TE M6X16 UNI 5739 8G	Used in the models 330/338/340 PS Series
7	56356840	1	CLAMPING SCREW	Used in the models 330/338/340 PS Series
8	58056918	1	SPRING	
9	31241084	1	SELFLOCK NUT M8 6S	
10	56156831Z	1	FORK	Used in the models 330/338/340 PS Series
11	31112166	1	SCREW TE C/F M8X25 DIN 6921 8G	Utilisées dans les modèles 330/338/340 PS Series
12	56356857Z	1	STOP	Used in the models 346/360 PS Series
13	59048200N	1	HALF DISC	

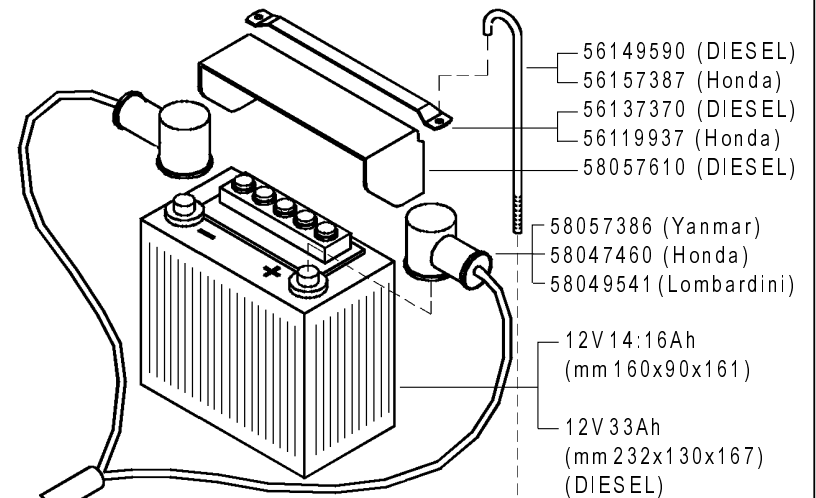


HONDA



(Yanmar) 15A
(Lombardini) 25A

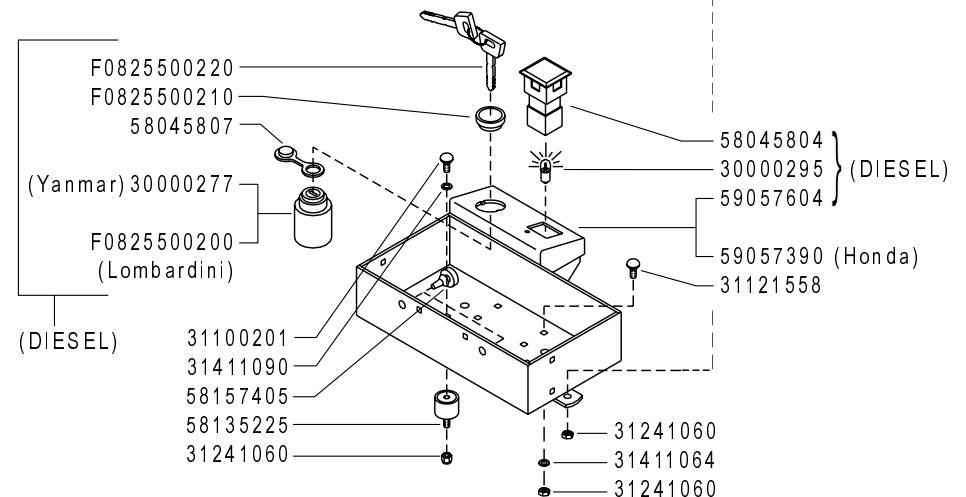
DIESEL



- 56149590 (DIESEL)
- 56157387 (Honda)
- 56137370 (DIESEL)
- 56119937 (Honda)
- 58057610 (DIESEL)
- 58057386 (Yanmar)
- 58047460 (Honda)
- 58049541 (Lombardini)
- 12V 14:16Ah
(mm 160x90x161)
- 12V 33Ah
(mm 232x130x167)
(DIESEL)

A	B	C	D
MOTORINO D'AVVIAMENTO STARTER DÉMARREUR MOT. DEARRANQUE ANLASSMOTOR	GENERATORE GENERATOR GÉNÉRATEUR GENERADOR GENERATOR	REGOLATORE REGULATOR RÉGULATEUR REGULADOR REGLER	FUSIBILI FUSES FUSIBLES FUSIBLES SCHMELZSICHERUNGEN

E	F	G	H	I
BATTERIA BATTERY BATTERIE BATERIA BATERIE	INTERRUTTORE SWITCH INTERRUPTEUR INTERRUPTOR SCHALTER	SPIA CARICA BATTERIA BATTERY LONG WARN. LIGHT TEMOIN CHARG. BATTERIE LUZ CARGA BATERIA BATTERIE LADUNG KTRL. LAMPE	SOLENOIDE SOLENOID SOLÉNOÏDE SOLENOIDE SOLENOID	DIODO DIODE DIODE DIODE DIODE



- F0825500220
- F0825500210
- 58045807
- (Yanmar) 30000277
- F0825500200
(Lombardini)
- (DIESEL)
- 58045804
- 30000295
- 59057604
- 59057390 (Honda)
- 31121558
- 31100201
- 31411090
- 58157405
- 58135225
- 31241060
- 31241060
- 31411064
- 31241060

FERRARI

300 serie **PS**
PowerSafe®

AVVIAMENTO ELETTRICO

ELECTRIC STARTER
ARRANQUE ELECTRICO

DÉMARRAGE ELECTRIQUE
ELEKTROSTART

DALLA MACCHINA
FROM THE MACHINE
DE LA MACHINE
DE LA MAQUINA
AB DER MASCHINE

N.

Q01 0

05/2009

Rev.

ZENNE

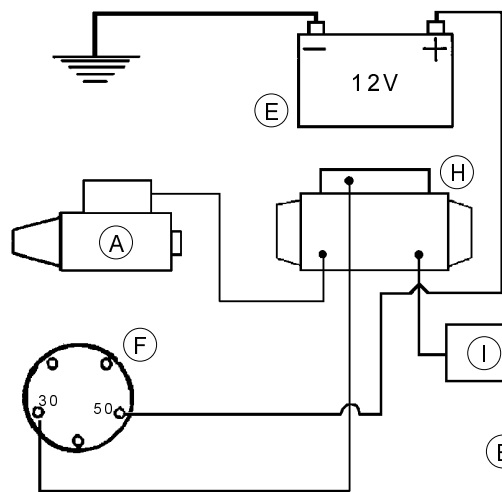
Pos.	Code	Q.ty	Description	Notes
30000277	30000277	1	SWITCH	
30000295	30000295	1	LAMP 12V-5W-W2,1X9,5D	
31100201	31100201	1	SCREW TTQ M6X12 UNI 5731	
31121558	31121558	0	SCREW TTQ M6X16 UNI 5731	
31241060	31241060	1	HEXAGON SELFLOCK NUT M6	
31411064	31411064	1	WASHER 6,4x12,5	
31411090	31411090	1	WASHER 9x24	
56119937	56119937	1	BATTERY SUPPORT	
56137370	56137370	1	BATTERY BRACKET	
56149590	56149590	1	BATTERY BRACKET	
56157387	56157387	1	ROD	
58045804	58045804	1	WARNING LIGHT	
58045807	58045807	1	LOCK COVER	
58047460	58047460	1	WIRING	
58049541	58049541	1	WIRING	
58057386	58057386	1	WIRING	
58057610	58057610	1	BOX	
58135225	58135225	0	VIBRATION-DAMPING	
58157405	58157405	1	PLUG	
59057390	59057390	1	BOX	
59057604	59057604	1	BOX	
F0825500	F0825500200	1	CHANGE-OVER SWITCH	
F0825500	F0825500210	1	RING NUT	
F0825500	F0825500220	1	KEY	

SERIAL

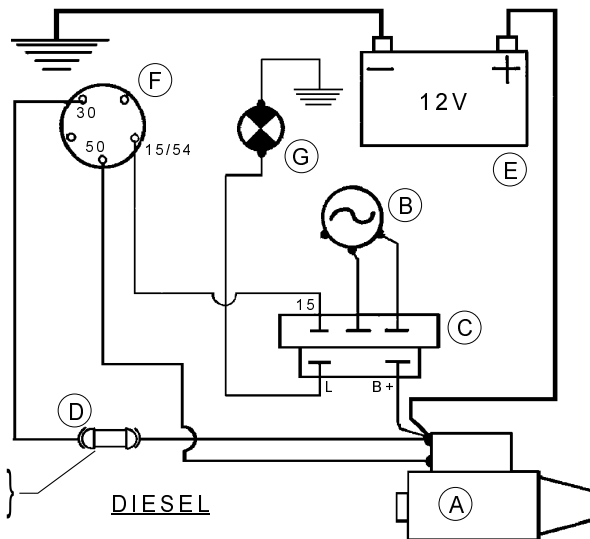
ELECTRIC STARTER

CODE REV

Q01_0_67569

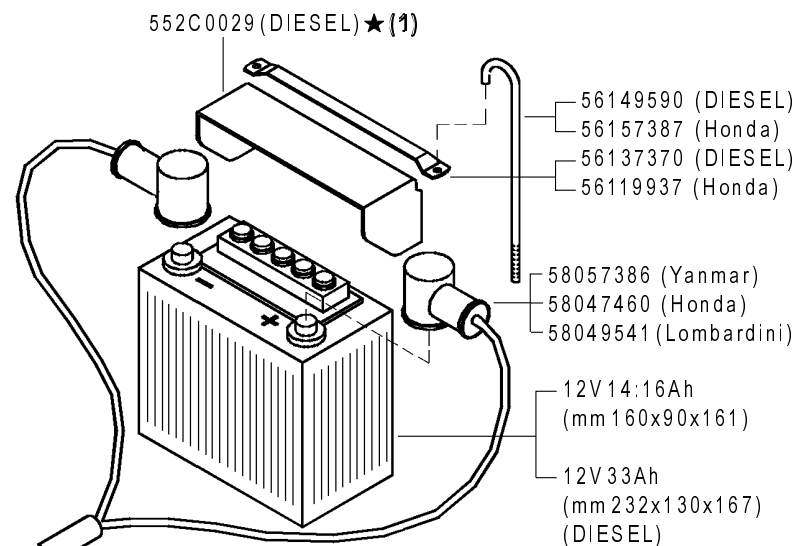


HONDA



(Yanmar) 15A
(Lombardini) 25A

DIESEL



56149590 (DIESEL)
56157387 (Honda)
56137370 (DIESEL)
56119937 (Honda)

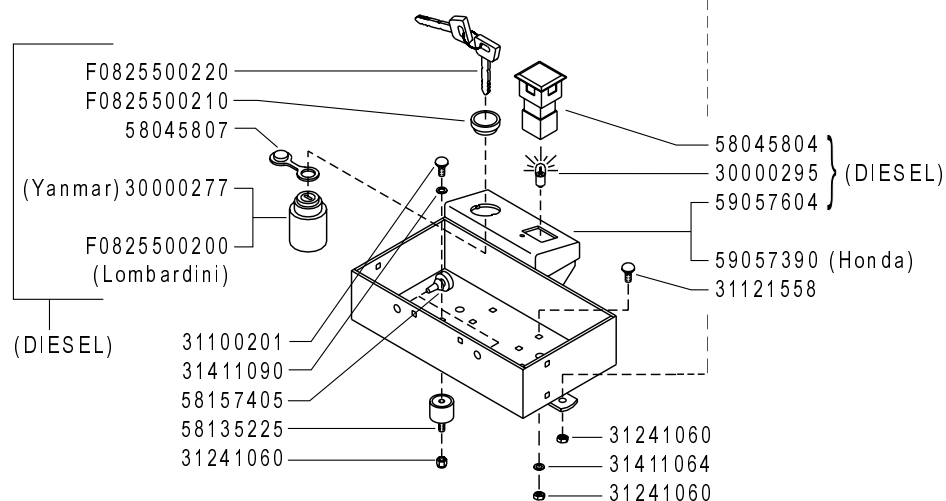
58057386 (Yanmar)
58047460 (Honda)
58049541 (Lombardini)

12V 14:16Ah
(mm 160x90x161)

12V 33Ah
(mm 232x130x167)
(DIESEL)

A	B	C	D
MOTORINO D'AVVIAMENTO STARTER DÉMARREUR MOT. DE ARRANQUE ANLASSMOTOR	GENERATORE GENERATOR GÉNÉRATEUR GENERADOR GENERATOR	REGOLATORE REGULATOR RÉGULATEUR REGULADOR REGLER	FUSIBILI FUSES FUSIBLES FUSIBLES SCHMELZSICHERUNGEN

E	F	G	H	I
BATTERIA BATTERY BATTERIE BATERIA BATERIE	INTERRUTTORE SWITCH INTERRUPTEUR INTERRUPTOR SCHALTER	SPIA CARICA BATTERIA BATTERY LONG WARN. LIGHT TEMOIN CHARG. BATTERIE LUZ CARGA BATERIA BATTERIE LADUNG KTRL. LAMPE	SOLENOIDE SOLENOID SOLÉNOÏDE SOLENOIDE SOLENOID	DIODO DIODE DIODE DIODE DIODE



F0825500220
F0825500210
58045807

(Yanmar) 30000277

F0825500200
(Lombardini)

(DIESEL)

58045804
30000295
59057604 } (DIESEL)

59057390 (Honda)
31121558

31100201
31411090
58157405
58135225
31241060

31241060
31411064
31241060

(1) sostituisce 58057610

FERRARI

300 serie **PS**
PowerSafe®

AVVIAMENTO ELETTRICO

ELECTRIC STARTER
ARRANQUE ELECTRICO

DÉMARRAGE ELECTRIQUE
ELEKTROSTART

DALLA MACCHINA
FROM THE MACHINE
DE LA MACHINE
DE LA MAQUINA
AB DER MASCHINE

★ N.

884219

Q01

Rev. **1**

05/2011

ZENNE


Pos.	Code	Q.ty	Description	Notes
30000277	30000277	1	SWITCH	
30000295	30000295	1	LAMP 12V-5W-W2,1X9,5D	
31100201	31100201	1	SCREW TTQ M6X12 UNI 5731	
31121558	31121558	0	SCREW TTQ M6X16 UNI 5731	
31241060	31241060	1	HEXAGON SELFLOCK NUT M6	
31411064	31411064	1	WASHER 6,4x12,5	
31411090	31411090	1	WASHER 9x24	
552C0029	552C0029	1	COVER	
56119937	56119937	1	BATTERY SUPPORT	
56137370	56137370	1	BATTERY BRACKET	
56149590	56149590	1	BATTERY BRACKET	
56157387	56157387	1	ROD	
58045804	58045804	1	WARNING LIGHT	
58045807	58045807	1	LOCK COVER	
58047460	58047460	1	WIRING	
58049541	58049541	1	WIRING	
58057386	58057386	1	WIRING	
58135225	58135225	0	VIBRATION-DAMPING	
58157405	58157405	1	PLUG	
59057390	59057390	1	BOX	
59057604	59057604	1	BOX	
F0825500	F0825500200	1	CHANGE-OVER SWITCH	
F0825500	F0825500210	1	RING NUT	
F0825500	F0825500220	1	KEY	

SERIAL

ELECTRIC STARTER

CODE REV

Q01_1_81859



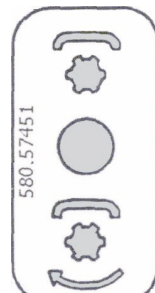
580.56864



580.56866



580.57746



580.57451



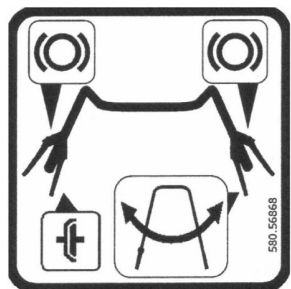
580.57676



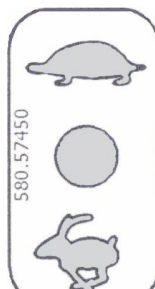
580.57724




580.56867




580.56868



580.57450



580.57748



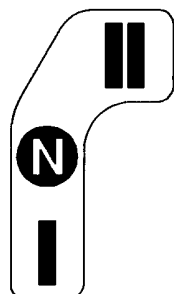
580.57677



580.57767



580.56869

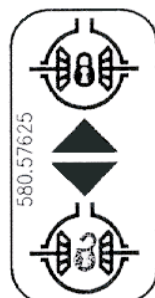


580.57732



580.57747

580.57747



580.57625



580.93089

580.93089



580.57768

FERRARI

300 serie **PS**
PowerSafe ®

ADESIVE

STICKERS
ADHESIVOS

AUTOCOLLANTS
AUFKLEBES

DALLA MACCHINA
FROM THE MACHINE
DE LA MACHINE
DE LA MAQUINA
AB DER MASCHINE

N.

R01 0

05/2009

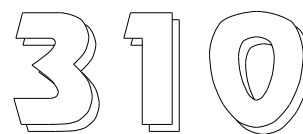
Rev.

ZENNE

Pos.	Code	Q.ty	Description	Notes
58056864	58056864	1	DECAL	
58056866	58056866	1	DECAL	
58056867	58056867	1	DECAL	
58056868	58056868	1	DECAL	
58056869	58056869	1	DECAL	
58057450	58057450	1	DECAL	
58057451	58057451	1	DECAL	
58057625	58057625	1	DECAL	
58057676	58057676	1	DECAL	
58057677	58057677	1	DECAL	
58057724	58057724	1	DECAL	
58057732	58057732	1	DECAL	
58057746	58057746	1	DECAL	
58057747	58057747	1	DECAL	
58057748	58057748	1	DECAL	
58057767	58057767	1	DECAL	
58057768	58057768	1	DECAL	
58093089	58093089	1	DECAL	

PowerSafe ®

1



6



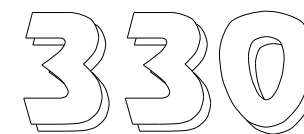
7

EasyDrive ®

2



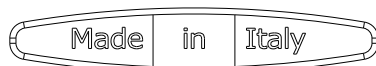
8



9



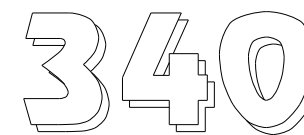
3



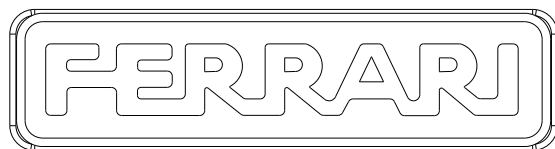
4



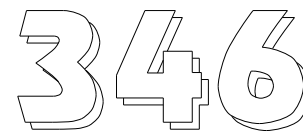
10




11



5

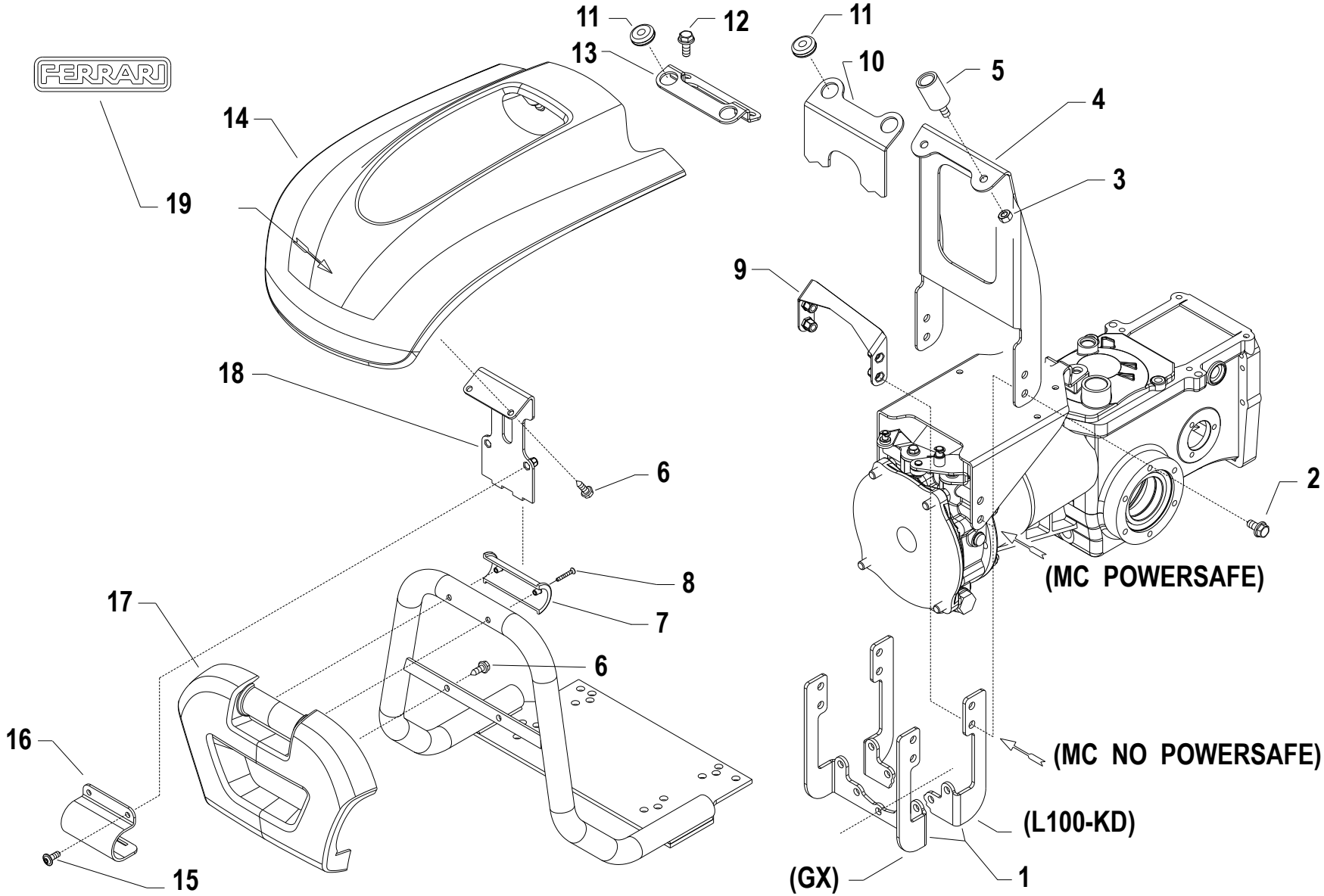


12



13

Pos.	Code	Q.ty	Description	Notes
1	53057666	1	POWERSAFE BRAND	
2	53057670	1	DECAL	
3	53052175	1	MEDIUM FERRARI BRAND	
4	530C0056	1	DECAL MADE IN ITALY	
5	53052176	1	BIG FERRARI BRAND	
6	58052178	1	DECAL 310 /11	
7	58052179	1	DECAL 320 /11	
8	58052193	1	DECAL 328 /11	
9	58052180	1	DECAL 330 /11	
10	58052192	1	DECAL 338 /11	
11	58052181	1	DECAL 340 /11	
12	58052182	1	DECAL 346 /11	
13	58052191	1	DECAL 360 /11	



i = info - stop 2 sec. ★ = new part

Pos.	Code	Q.ty	Description	Notes
1	56157515N		HOLDER	
2	31112170		SCREW TE C/F M8X20 DIN 6921	
3	31211080		NUT M8	
4	56157516N		SUPPORT	L100
4	56157498N		SUPPORT	KD440
4	56157499N		SUPPORT	KD350 - GX340 - GX390 - POWERSAFE
4	56157513N		SUPPORT	GX270
5	58042111		STOPPER	
6	31510100		RIBBED SCREW 6,3X19 UNI 6950	
7	55252504		HALF BEARING	
8	31100451		SCREW 3,5X25	
9	59257488		SUPPORT	NO POWERSAFE SERIES
10	56157495N		SUPPORT	KD350
11	58056991		CABLE GLAND 90/200/30	
12	31112171		SCREW TE C/F M8X16 DIN 6921	3LD510
13	561C0078N		REAR SUPPORT	3LD510
14	55252502		BONNET	
15	31121018		SCREW TBCEI FLANG. M6X16	
16	56157519N		RH HINGE	
17	55252503		FREGIO ANT.MC 2010 FERRARI	
18	59257517		PLATE	KD440 - L100
18	59257523		PLATE	KD350 - GX
18	592C0080		PLATE	3LD510
19	53052175		MEDIUM FERRARI BRAND	